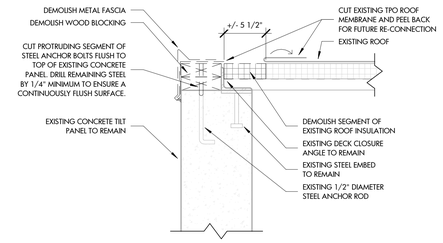

C5 / D-101 FASCIA DEMOLITION DETAIL
1 1/2" = 1'-0"

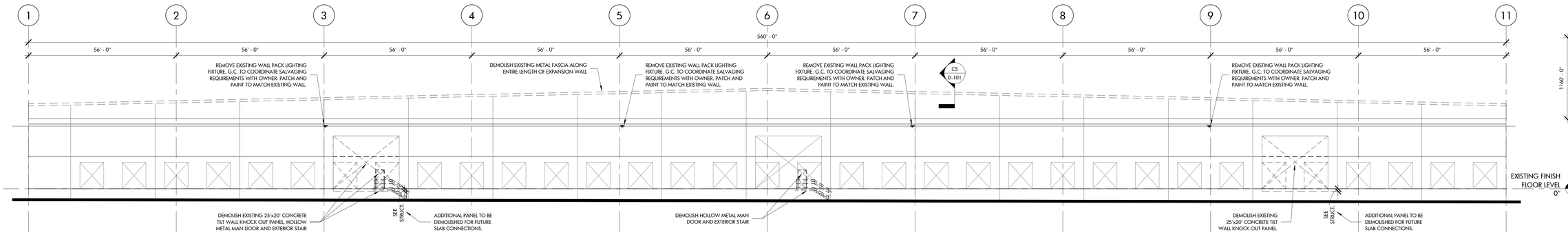

B1 / D-101 EXISTING SOUTH WALL ELEVATION
1/16" = 1'-0"

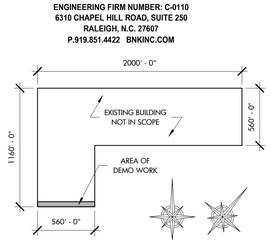

KEY PLAN
NTS

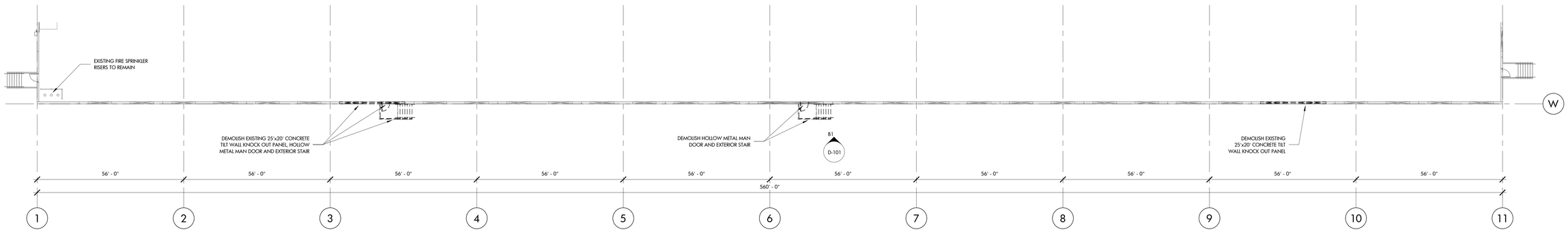

A1 / D-101 DEMO FLOOR PLAN
1/16" = 1'-0"

HAGERSMITH
ARCHITECTURE | INTERIOR DESIGN
LANDSCAPE ARCHITECTURE

300 S. DAWSON STREET
RALEIGH, NC 27601 | 919.821.5547
www.hagersmith.com
© COPYRIGHT 2023

SEALS

PROJECT 288-000-000

ROOMS TO GO - PHASE II EXPANSION

901 Rooms to Go Way
Dunn, NC 28334

CONSULTANTS

FLUHRER REED
1101 Haynes Street Suite 207
Raleigh, NC 27604
tel 919 821 7146 www.fluhrerreed.com

BNK
BASS | NIXON | KENNEDY
CONSULTING ENGINEERS
ENGINEERING FIRM NUMBER: C-0110
6310 CHAPEL HILL ROAD, SUITE 250
RALEIGH, N.C. 27607
P.919.851.4422 BNKINC.COM

CLIENT

ROOMS TO GO

901 Rooms to Go Way
Dunn, NC 28334
(910) 292-3505

DRAWING TITLE

DEMOLITION PLAN, ELEVATION AND DETAILS

REVISIONS

NUMBER	DESCRIPTION	DATE

DRAWN BY KRT
CHECKED BY BDG
DATE ISSUED 12/18/23 ___ OF ___

D-101

GENERAL NOTES

A. DO NOT SCALE DRAWINGS. ALL DIMENSIONS ARE TAKEN FROM FACE OF SHEATHING, TYPICAL. ANY DIMENSIONS DEEMED QUESTIONABLE ARE TO BE VERIFIED BY THE ARCHITECT/DESIGNER.

B. COORDINATE WORK OF THIS TRADE WITH OTHER TRADES.

C. DOOR AND FRAME NUMBERS CORRESPOND TO ROOM NUMBERS. WHERE THERE IS MORE THAN ONE DOOR PER ROOM, A SUFFIX HAS BEEN ADDED - LETTERS "I" AND "O" HAVE BEEN OMITTED FOR CLARITY. SEE A-600 SERIES SHEETS FOR DOOR AND FRAME INFORMATION.

D. APPLY SEALANT AT ALL JUNCTURES BETWEEN DIFFERENT MATERIALS, AT PLUMBING FIXTURES AT JUNCTURE WITH WALLS, AT ALL COUNTERTOPS/BACKSPLASH AT JUNCTURE WITH WALL AND WHERE INDICATED THROUGHOUT THESE DRAWINGS.

E. PROVIDE MISCELLANEOUS METAL SUPPORT FOR ALL CEILING SUSPENDED ITEMS AS REQUIRED.

F. ALL DOORS MUST BE INSTALLED WITH AT LEAST THE MINIMUM MANEUVERING CLEARANCES AT THE DOOR APPROACH PER THE MOST CURRENT VERSION OF THE AMERICANS WITH DISABILITIES ACT.

G. PROVIDE IN-WALL BLOCKING AS REQUIRED FOR ALL SURFACE MOUNTED ITEMS.

PLAN NOTES

1. JANITOR'S SINK. PROVIDE FIBERGLASS REINFORCED PLASTIC PANEL FROM TOP OF SINK TO BOTTOM OF FAUCET ON BOTH WALLS ADJACENT TO THE SINK. PROVIDE 30" LONG FLEXIBLE HOSE AND HOSE CLAMP. SEE PLUMBING DRAWINGS FOR ADDITIONAL INFORMATION.
2. CARD READER LOCATION. REFERENCE SHEET A-601 FOR DOOR HARDWARE INFORMATION.
3. 6" DIA. CONCRETE FILLED HEAVY GAUGE STEEL PIPE BOLLARD, 42" TALL. SEE DETAIL A5/A-501.
4. PREFINISHED AND PREFABRICATED GUARD RAIL SYSTEM, YELLOW FINISH. PROVIDE "HERWIN SAFETY WAREHOUSE BARRIER GUARDRAIL BY GUARDSMITH" OR OWNER APPROVED ALTERNATE.
5. 4" TALL CAST-IN-PLACE CONCRETE PAD. G.C. TO COORDINATE AGAINST FINAL SWITCHGEAR SELECTION.
6. DOWNSPOUT LOCATION. REFERENCE A-102 FOR ADDITIONAL INFORMATION. SEE A1/A-501 FOR GUARD PROTECTION DETAILS.
7. CHARGING STATIONS BY OWNER. SHOWN FOR REFERENCE ONLY.
8. BELOW-GRADE SEWAGE LIFT STATION. REFERENCE PLUMBING DRAWINGS FOR ADDITIONAL INFORMATION.
9. ELECTRICAL/CONTROL PANEL LOCATION. REFERENCE MEP DRAWINGS FOR ADDITIONAL INFORMATION.
10. TRANSFORMER LOCATION. REFERENCE ELECTRICAL AND CIVIL DRAWINGS FOR ADDITIONAL INFORMATION.
11. GENERATOR LOCATION. REFERENCE ELECTRICAL DRAWINGS FOR ADDITIONAL INFORMATION.
12. PROPOSED INTERMEDIATE DISTRIBUTION FRAME (IDF) CABINET LOCATION. GENERAL CONTRACTOR TO DETERMINE FINAL LOCATION WITH OWNER. SEE ELECTRICAL DRAWINGS FOR ADDITIONAL INFORMATION.
13. DOCK STAIR LOCATION. SEE DETAILS A4&D4/A-501.
14. FIRE RISER LOCATION. REFERENCE BASIS OF DESIGN FIRE SPRINKLER DRAWINGS FOR ADDITIONAL INFORMATION. SEE A3/A-501 FOR GUARD PROTECTION DETAILS.
15. 6'x8', 30,000# AIRBAG DOCK LEVELER UNIT. BASIS OF DESIGN: KELLEY "eFX".



A3 / A-101 PHASE II EXPANSION FLOOR PLAN
1" = 30'-0"

HAGERSMITH

ARCHITECTURE | INTERIOR DESIGN
LANDSCAPE ARCHITECTURE

300 S. DAWSON STREET
RALEIGH, NC 27601 | 919.821.5547
www.hagersmith.com

© COPYRIGHT 2023

SEALS

BRIAN DAVID GREENE
NORTH CAROLINA REGISTERED ARCHITECT
11638
12/18/23
NORTH CAROLINA
BRIAN D. GREENE

HAGERSMITH DESIGN
NORTH CAROLINA ARCHITECTURE FIRM
CERT. NO. 175
NORTH CAROLINA
BRIAN D. GREENE

PROJECT 288-000-000

ROOMS TO GO - PHASE II EXPANSION

901 Rooms to Go Way
Dunn, NC 28334

CONSULTANTS

FLUHRER REED
1101 Haynes Street Suite 207
Raleigh, NC 27604
tel 919 821 7146 www.fluhrerreed.com

BNK
BASS | NIXON | KENNEDY
CONSULTING ENGINEERS
ENGINEERING FIRM NUMBER: C-0110
6310 CHAPEL HILL ROAD, SUITE 250
RALEIGH, N.C. 27607
P.919.851.4422 BNKINC.COM

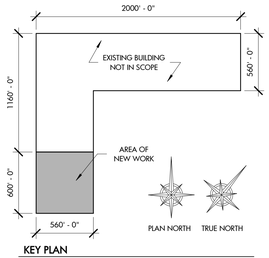

KEY PLAN
NTS

CLIENT

ROOMS TO GO

901 Rooms to Go Way
Dunn, NC 28334
(910) 292-3505

DRAWING TITLE
PHASE II EXPANSION FLOOR PLAN

REVISIONS

NUMBER	DESCRIPTION	DATE
1	BID DOCUMENTS	02/02/24

DRAWN BY KRT
CHECKED BY BDG
DATE ISSUED 12/18/23 ___ OF ___

A-101

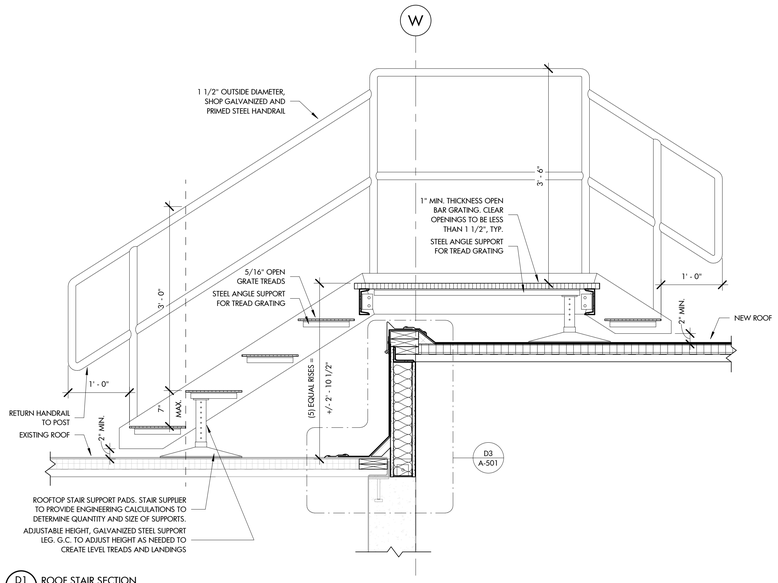

D1 / A-102 ROOF STAIR SECTION
1" = 1'-0"

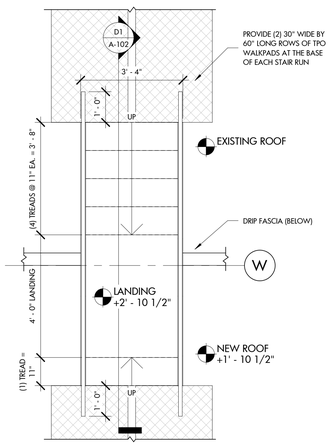

C2 / A-102 ROOF STAIR PLAN
1/2" = 1'-0"

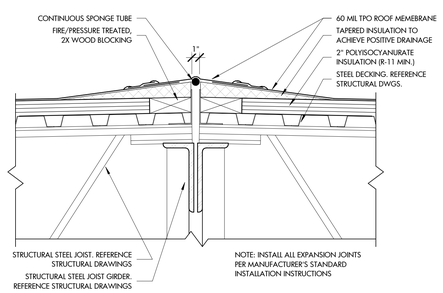

B2 / A-102 ROOF EXPANSION JOINT
1 1/2" = 1'-0"

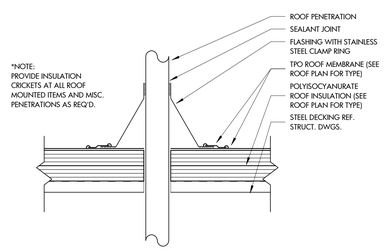

A2 / A-102 TYPICAL ROOF PENETRATION DETAIL
1 1/2" = 1'-0"

ROOF PLAN NOTES

1. 10" WIDE X 8" TALL (UNO) PREFABRICATED AND PREFINISHED GUTTER. SEE GUTTER NOTES FOR ADDITIONAL INFORMATION.
2. 4" X 8" PREFABRICATED, SHOP GALVANIZED AND PRIMED DOWNSPOUT LOCATION.
3. INSULATION CRICKET.
4. ROOF HOOD. REFERENCE MECHANICAL DRAWINGS FOR ADDITIONAL INFORMATION.
5. MECHANICAL EQUIPMENT. REFERENCE MECHANICAL DRAWINGS FOR ADDITIONAL INFORMATION.
6. NATURAL GAS PIPE FOR NEW LIFE SAFETY GENERATOR. REFERENCE MECHANICAL DRAWINGS FOR ADDITIONAL INFORMATION.
7. PROVIDE (2) ROWS OF 30" WIDE, HEATED-WELDED TPO WALK PADS AROUND PERIMITER OF MECHANICAL EQUIPMENT.

BUILDING GUTTER & DOWNSPOUT CALCULATIONS

*NOTES:
- PER TABLE 1106.2(2) OF 2018 NC PLUMBING CODE, A 5 1/2" X 5 1/2" DOWNSPOUT CAN SERVE A ROOF AREA OF 11,070 SF.
  5 1/2" X 5 1/2" = 30 1/4 SQUARE INCHES
- WE ARE PROVIDING 4" X 8" DOWNSPOUTS TYPICAL (UNO).
  4" X 8" = 32 SQUARE INCHES WHICH IS GREATER THAN 30 1/4 SQUARE INCHES
- PER SMACNA GUIDELINES, DOWNSPOUT SPACING SHOULD NOT EXCEED 50'-0".
- GUTTERS TO BE **8" WIDE X 10" TALL** TYPICAL (UNO) PER TABLE 1106.6 OF 2018 NC PLUMBING CODE AND SMACNA GUTTER SIZING TABLE.

RAINFALL RATE
(100 YR 1-HR) = 4.0 IN/HR
ROOF SF AREA = 336,000 SF

DOWNSPOUT SIZING
- (40) 4" X 8" DOWNSPOUTS X 11,070 SF CAN SERVE 442,800 SF >336,000 SF.

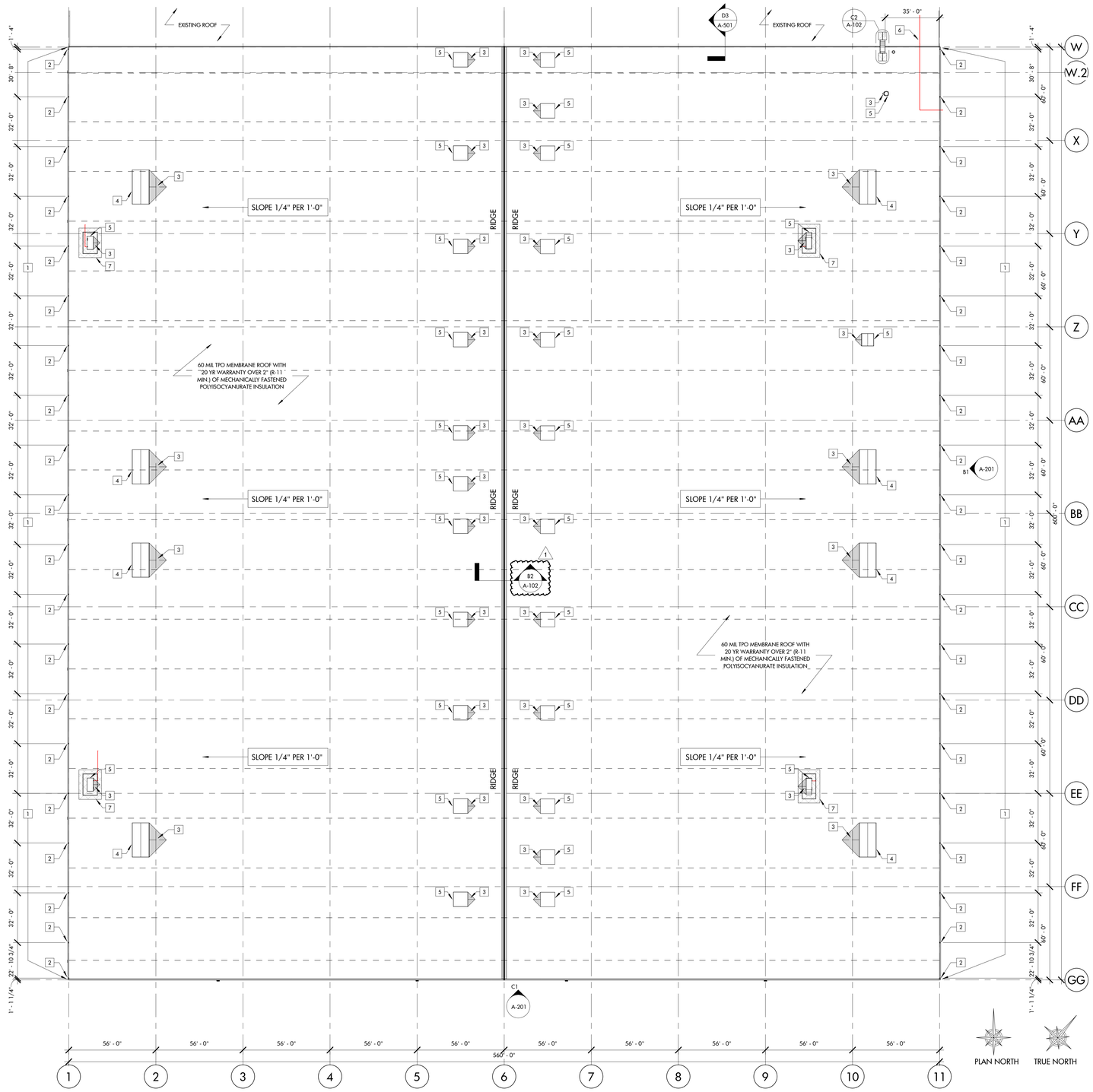

A3 / A-102 ROOF PLAN
1" = 30'-0"

HAGERSMITH
ARCHITECTURE | INTERIOR DESIGN
LANDSCAPE ARCHITECTURE

300 S. DAWSON STREET
RALEIGH, NC 27601 | 919.821.5547
www.hagersmith.com

© COPYRIGHT 2023

SEALS

PROJECT
288-000-000

ROOMS TO GO - PHASE II EXPANSION

901 Rooms to Go Way
Dunn, NC 28334

CONSULTANTS

FLUHRER REED
1101 Haynes Street Suite 207
Raleigh, NC 27604
tel 919 821 7146 www.fluhrerreed.com

BNK
BASS | NIXON | KENNEDY
CONSULTING ENGINEERS
ENGINEERING FIRM NUMBER: C-0110
6310 CHAPEL HILL ROAD, SUITE 250
RALEIGH, N.C. 27607
P.919.851.4422 BNKINC.COM

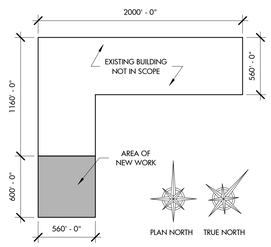

KEY PLAN
NTS

CLIENT

ROOMS TO GO

901 Rooms to Go Way
Dunn, NC 28334
(910) 292-3505

DRAWING TITLE
ROOF PLAN

REVISIONS

NUMBER	DESCRIPTION	DATE
1	BID DOCUMENTS	02/02/24

DRAWN BY KRT
CHECKED BY BDG
DATE ISSUED 12/18/23 ___ OF ___

A-102

EXTERIOR PAINT COLOR SCHEDULE

- EXTERIOR TILT PANELS TO RECEIVE ONE COAT OF "TEXCOTE XL-70 PRIMER", COARSE WHITE TEXTURE PRIOR TO PAINTING.
- EXPOSED INTERIOR AND EXTERIOR GAS LINES ARE TO BE PAINTED.
- RTU CONDENSATE LINES EXPOSED TO DIRECT SUNLIGHT SHALL BE PAINTED.

	PT-1	BENJAMIN MOORE #812 - BLUE
	PT-2	BENJAMIN MOORE #336 - YELLOW
	PT-3	TO MATCH PAC-CLAD "BONE WHITE"
	PT-4	BENJAMIN MOORE #1587 - LIGHT GRAY
	PT-5	BENJAMIN MOORE #1602 - DARK GRAY

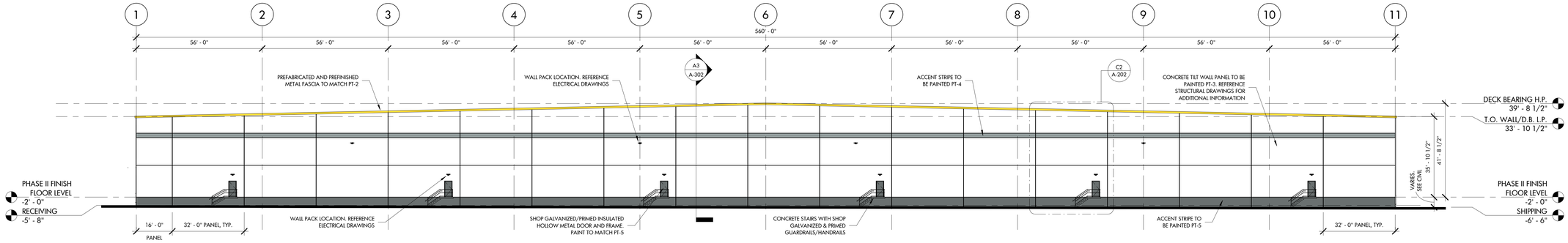

C1 A-201 SOUTH ELEVATION 1" = 20'-0"

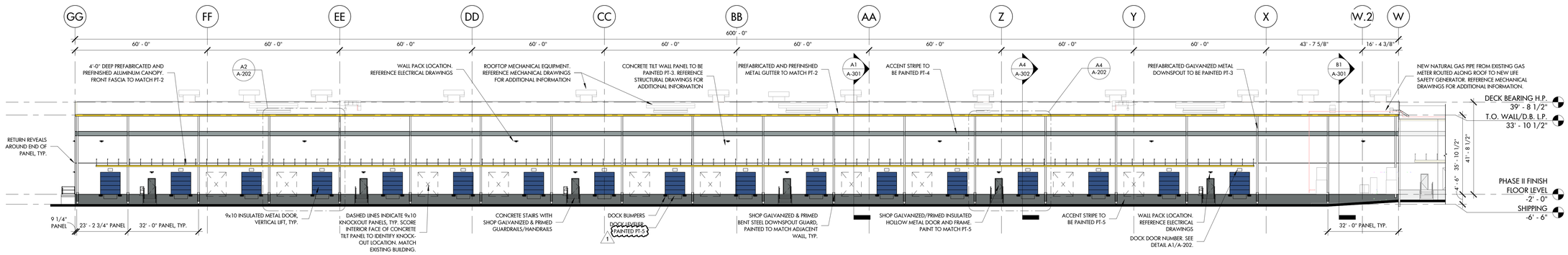

B1 A-201 EAST ELEVATION 1" = 20'-0"

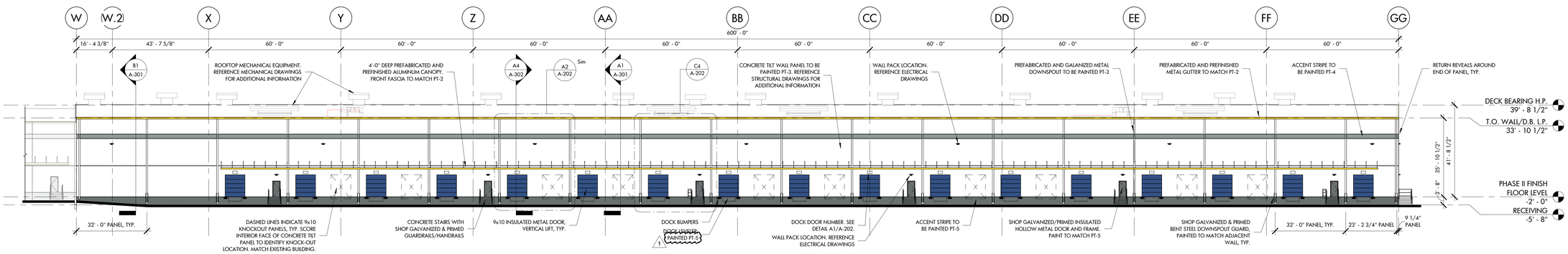

A1 A-201 WEST ELEVATION 1" = 20'-0"

HAGERSMITH
ARCHITECTURE | INTERIOR DESIGN
LANDSCAPE ARCHITECTURE

300 S. DAWSON STREET
RALEIGH, NC 27601 | 919.821.5547
www.hagersmith.com

© COPYRIGHT 2023

SEALS

PROJECT 288-000-000

ROOMS TO GO - PHASE II EXPANSION

901 Rooms to Go Way
Dunn, NC 28334

CONSULTANTS

FLUHRER REED
1101 Haynes Street Suite 207
Raleigh, NC 27604
tel 919 821 7146 www.fluhrerreed.com

BNK
BASS | NIXON | KENNEDY
CONSULTING ENGINEERS
ENGINEERING FIRM NUMBER: C-0110
6310 CHAPEL HILL ROAD, SUITE 250
RALEIGH, N.C. 27607
P.919.851.4422 BNKINC.COM

CLIENT

ROOMS TO GO

901 Rooms to Go Way
Dunn, NC 28334
(910) 292-3505

DRAWING TITLE

EXTERIOR ELEVATIONS

REVISIONS

NUMBER	DESCRIPTION	DATE
1	BID DOCUMENTS	02/02/24

DRAWN BY KRT
CHECKED BY BDG
DATE ISSUED 12/18/23 ___ OF ___

A-201

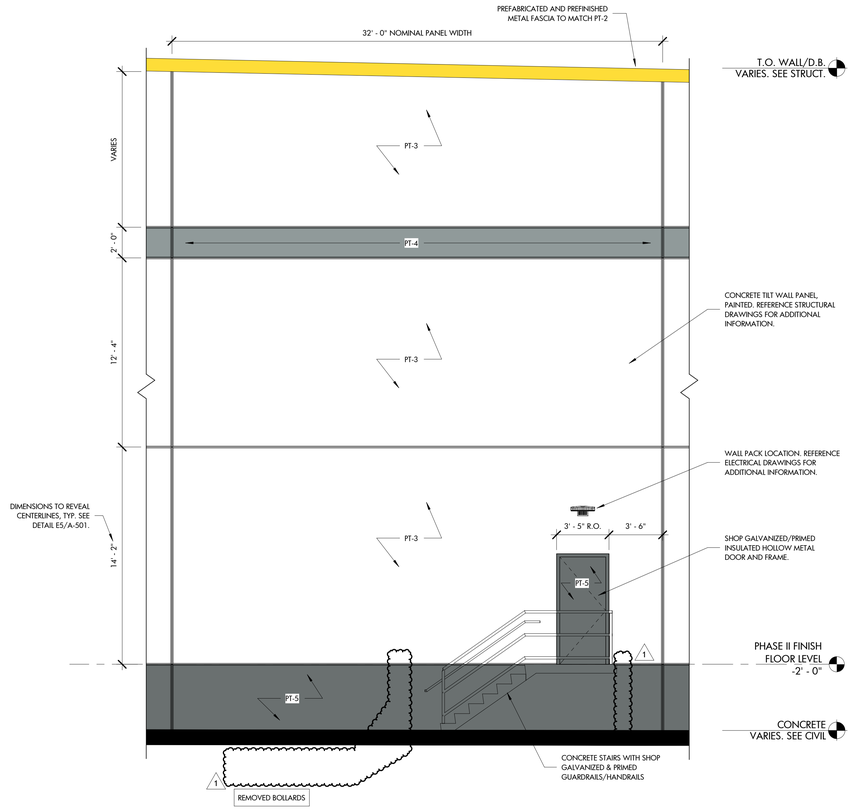

C2 A-202 ENLARGED PANEL ELEVATION
1/4" = 1'-0"

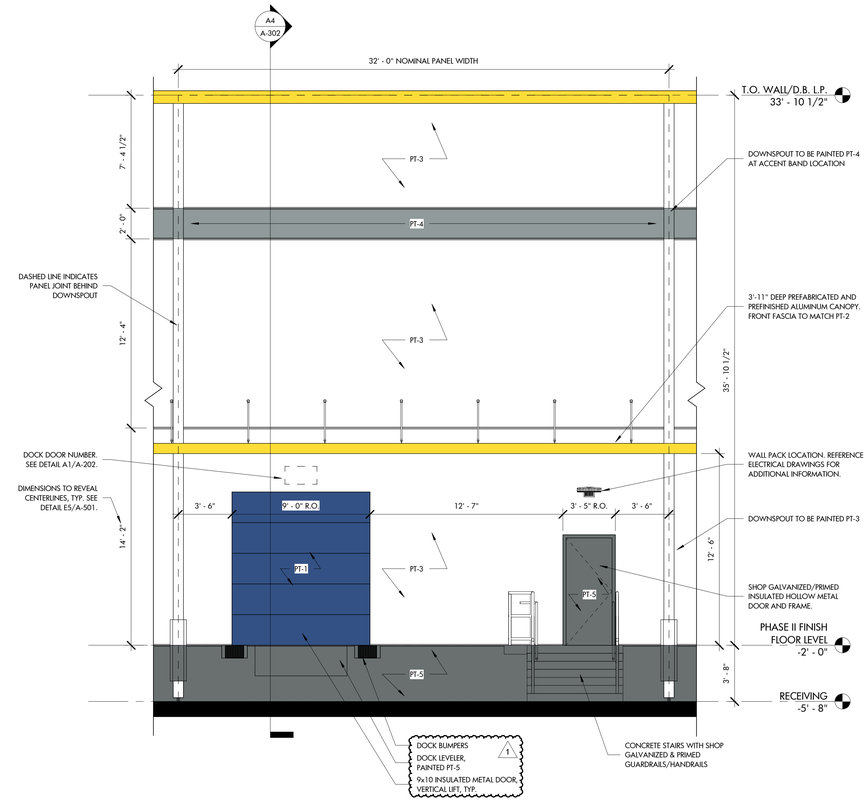

C4 A-202 ENLARGED PANEL ELEVATION
1/4" = 1'-0"

EXTERIOR PAINT COLOR SCHEDULE

- EXTERIOR TILT PANELS TO RECEIVE ONE COAT OF "TEXCOTE XL-70 PRIMER", COARSE WHITE TEXTURE PRIOR TO PAINTING.
- EXPOSED INTERIOR AND EXTERIOR GAS LINES ARE TO BE PAINTED.
- RTU CONDENSATE LINES EXPOSED TO DIRECT SUNLIGHT SHALL BE PAINTED.

	PT-1	BENJAMIN MOORE #812 - BLUE
	PT-2	BENJAMIN MOORE #336 - YELLOW
	PT-3	TO MATCH PAC-CLAD "BONE WHITE"
	PT-4	BENJAMIN MOORE #1587 - LIGHT GRAY
	PT-5	BENJAMIN MOORE #1602 - DARK GRAY

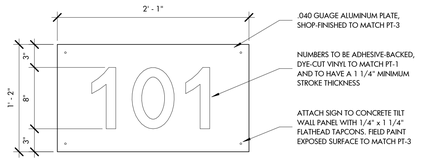

NOTE: SIGN TO BE LOCATED ABOVE OVERHEAD DOCK DOOR, UNDERNEATH CANOPIES. G.C. TO RECEIVE DOOR DESIGNATIONS FROM OWNER.

A1 A-202 DOCK DOOR NUMBERS
1 1/2" = 1'-0"

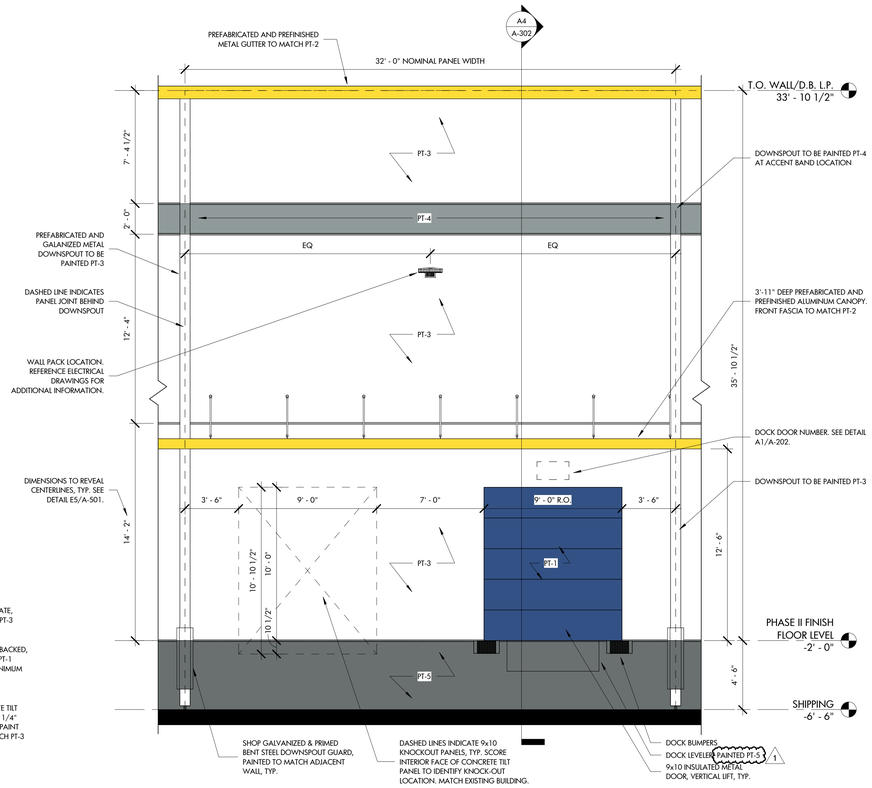

A2 A-202 ENLARGED PANEL ELEVATION
1/4" = 1'-0"

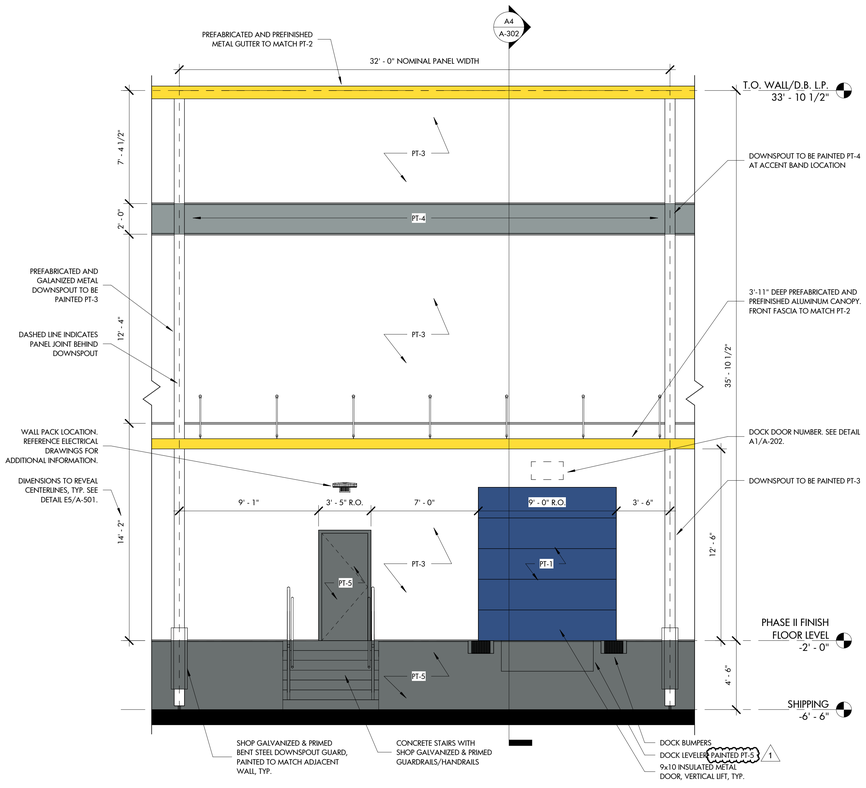

A4 A-202 ENLARGED PANEL ELEVATION
1/4" = 1'-0"

HAGERSMITH
ARCHITECTURE | INTERIOR DESIGN
LANDSCAPE ARCHITECTURE
300 S. DAWSON STREET
RALEIGH, NC 27601 | 919.821.5547
www.hagersmith.com

© COPYRIGHT 2023

SEALS

PROJECT 288-000-000

ROOMS TO GO - PHASE II EXPANSION

901 Rooms to Go Way
Dunn, NC 28334

CONSULTANTS

FLUHRER REED
1101 Haynes Street Suite 207
Raleigh, NC 27604
tel 919 821 7146 www.fluhrerreed.com

BNK
BASS | NIXON | KENNEDY
CONSULTING ENGINEERS
ENGINEERING FIRM NUMBER: C-0110
6310 CHAPEL HILL ROAD, SUITE 250
RALEIGH, N.C. 27607
P.919.851.4422 BNKINC.COM

CLIENT

ROOMS TO GO

901 Rooms to Go Way
Dunn, NC 28334
(910) 292-3505

DRAWING TITLE

ENLARGED EXTERIOR ELEVATIONS

REVISIONS

NUMBER	DESCRIPTION	DATE
1	BID DOCUMENTS	02/02/24

DRAWN BY KRT
CHECKED BY BDG
DATE ISSUED 12/18/23 ___ OF ___

A-202

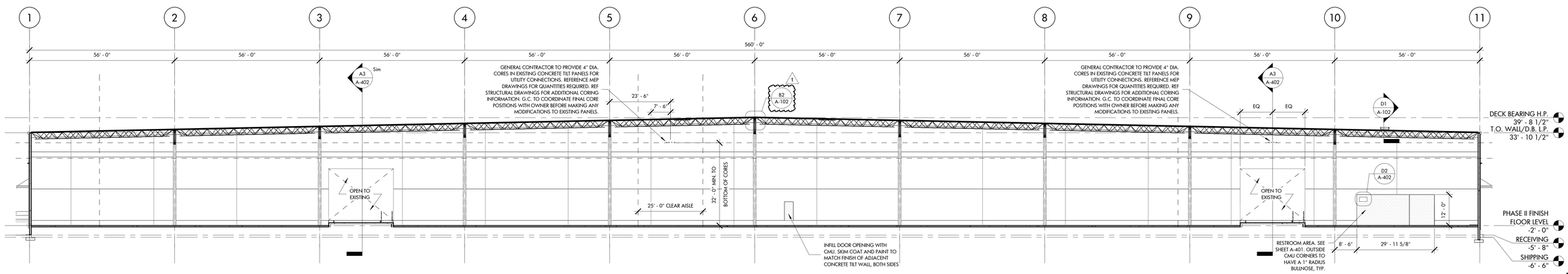

B1 / A-301 BUILDING SECTION
1/16" = 1'-0"

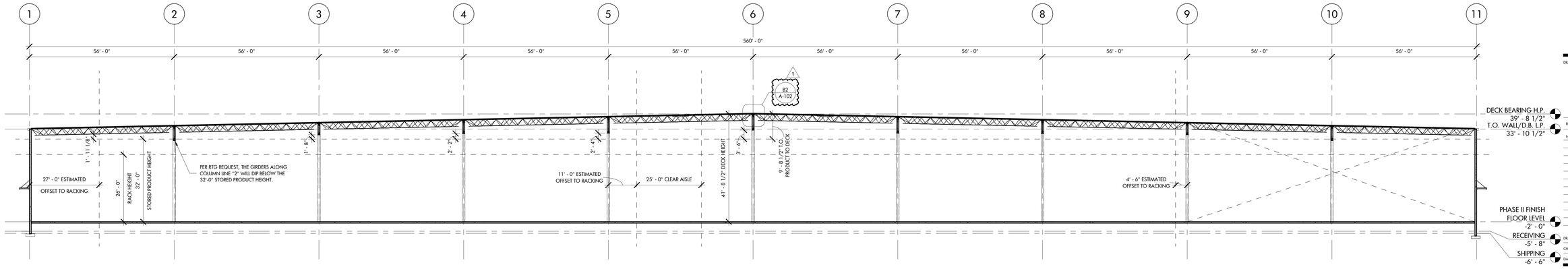

A1 / A-301 BUILDING SECTION
1/16" = 1'-0"

HAGERSMITH
ARCHITECTURE | INTERIOR DESIGN
LANDSCAPE ARCHITECTURE

300 S. DAWSON STREET
RALEIGH, NC 27601 | 919.821.5547
www.hagersmith.com

© COPYRIGHT 2023

SEALS

PROJECT 288-000-000

ROOMS TO GO - PHASE II EXPANSION

901 Rooms to Go Way
Dunn, NC 28334

CONSULTANTS

FLUHRER REED
1101 Haynes Street Suite 207
Raleigh, NC 27604
tel 919 821 7146 www.fluhrerreed.com

BNK
BASS | NIXON | KENNEDY
CONSULTING ENGINEERS
ENGINEERING FIRM NUMBER: C-0110
6310 CHAPEL HILL ROAD, SUITE 250
RALEIGH, N.C. 27607
P.919.851.4422 BNKINC.COM

CLIENT

ROOMS TO GO

901 Rooms to Go Way
Dunn, NC 28334
(910) 292-3505

DRAWING TITLE

BUILDING SECTIONS

REVISIONS

NUMBER	DESCRIPTION	DATE
1	BID DOCUMENTS	02/02/24

DRAWN BY KRT
CHECKED BY BDG
DATE ISSUED 12/18/23 ___ OF ___

A-301

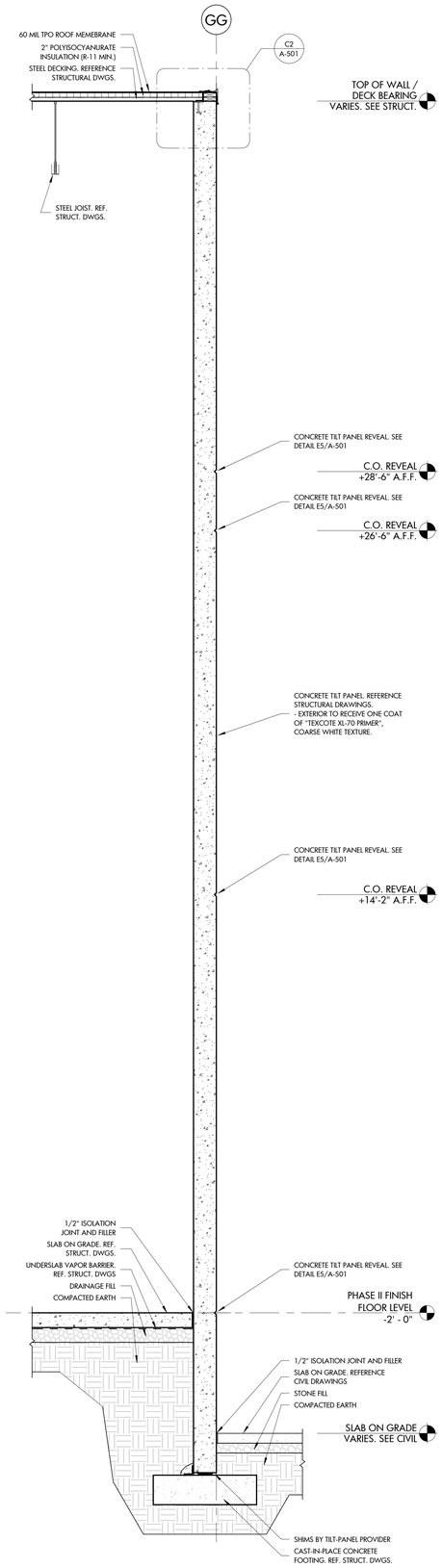

A3 / A-302 WALL SECTION
1/2" = 1'-0"

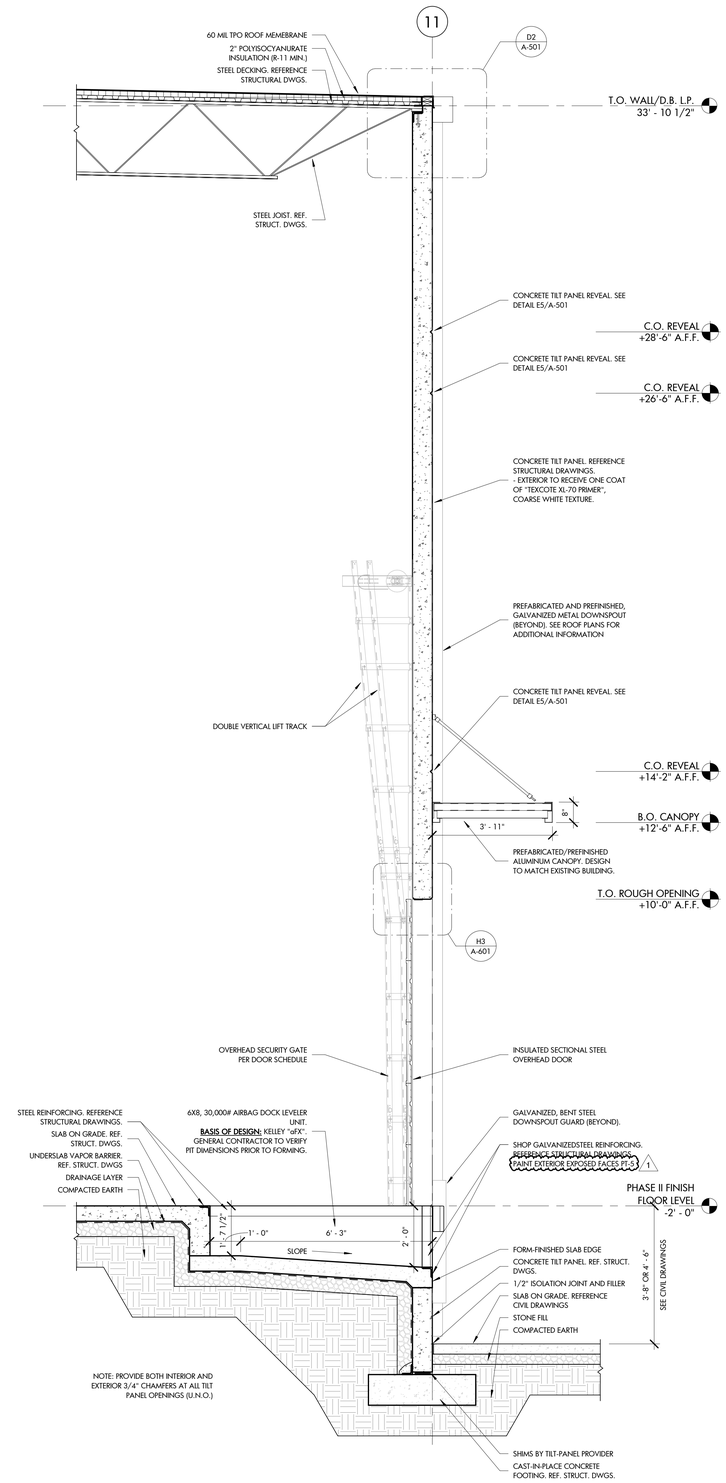

A4 / A-302 WALL SECTION
1/2" = 1'-0"

HAGERSMITH
ARCHITECTURE | INTERIOR DESIGN
LANDSCAPE ARCHITECTURE

300 S. DAWSON STREET
RALEIGH, NC 27601 | 919.821.5547
www.hagersmith.com

© COPYRIGHT 2023

SEALS

BRIAN DAVID GREENE
NORTH CAROLINA REGISTERED ARCHITECT
11538
12/18/23
NORTH CAROLINA
BRIAN D. GREENE

HAGERSMITH DESIGN
PROFESSIONAL ARCHITECTURE FIRM
CERT. NO. 175
NORTH CAROLINA
HAGERSMITH DESIGN P.A.

PROJECT 288-000-000

ROOMS TO GO - PHASE II EXPANSION

901 Rooms to Go Way
Dunn, NC 28334

CONSULTANTS

FLUHRER REED
1101 Haynes Street Suite 207
Raleigh, NC 27604
tel 919 821 7146 www.fluhrerreed.com

BNK
BASS | NIXON | KENNEDY
CONSULTING ENGINEERS
ENGINEERING FIRM NUMBER: C-0110
6310 CHAPEL HILL ROAD, SUITE 250
RALEIGH, N.C. 27607
P.919.851.4422 BNKINC.COM

CLIENT

ROOMS TO GO

901 Rooms to Go Way
Dunn, NC 28334
(910) 292-3505

DRAWING TITLE

EXTERIOR WALL SECTIONS

REVISIONS

NUMBER	DESCRIPTION	DATE
1	BID DOCUMENTS	02/02/24

DRAWN BY KRT
CHECKED BY BDG
DATE ISSUED 12/18/23 ___ OF ___

A-302

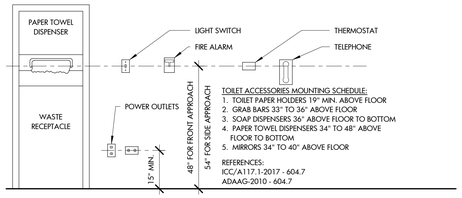

TOILET ACCESSORIES MOUNTING SCHEDULE:
1. TOILET PAPER HOLDERS 19" MIN. ABOVE FLOOR
2. GRAB BARS 33" TO 36" ABOVE FLOOR
3. SOAP DISPENSERS 36" ABOVE FLOOR TO BOTTOM
4. PAPER TOWEL DISPENSERS 34" TO 48" ABOVE FLOOR TO BOTTOM
5. MIRRORS 34" TO 40" ABOVE FLOOR

REFERENCES:
ICC/A117.1-2017 - 604.7
ADAAG-2010 - 604.7

TOILET ACCESSORIES - MOUNTING HEIGHTS

GENERAL CEILING NOTES

1. LIGHTS AND DIFFUSERS ARE SHOWN FOR LOCATION ONLY. REFERENCE ENGINEERING DRAWINGS FOR ADDITIONAL INFORMATION.
2. ALL SUSPENDED ACOUSTICAL CEILINGS ARE TO BE TYPE "AT-1" UNLESS NOTED OTHERWISE ON PLAN.
3. ALL CEILING GRID AND ACOUSTIC TILE INSTALLED CENTERED HORIZONTALLY AND VERTICALLY WITHIN A ROOM OR SPACE UNLESS NOTED OTHERWISE ON PLAN.
4. EDGE MOULDINGS AND TRIMS AT ACOUSTICAL DROP CEILING LOCATIONS TO BE CAULKED WHERE IT MEETS THE ADJACENT WALL.

AT-1
USG "GYPSUM LAY-IN PANELS" #3270 SQUARE EDGE 24"X48"
IN 15/16" GRID (OR EQ.), WHITE FINISH

CEILING LEGEND

ACOUSTICAL CEILING TILE (AT-1)

RESTROOM ACCESSORY LEGEND

NOTE: MOUNTING HEIGHTS NOTED ARE TO BE USED ONLY WHEN MANUFACTURERS STANDARD MOUNTING HEIGHTS ARE NOT PROVIDED. ALL ACCESSORIES IN HANDICAP STALLS TO COMPLY WITH MANUFACTURER'S RECOMMENDED "BARRIER-FREE" MOUNTING HEIGHTS. SEE G-103.

NO.	DESCRIPTION	MFR / PART #
T1	GRAB BARS - 18", 36" & 42"	BOBRICK: B-6806 x18, x36, x42
T2	24"x48" MIRROR GLASS	BOBRICK: B-290 2448

THE FOLLOWING ACCESSORIES SHALL BE FURNISHED BY THE OWNER. THE GENERAL CONTRACTOR SHALL COORDINATE WHO IS RESPONSIBLE FOR INSTALLATION WITH THE OWNER.
- TOILET PAPER HOLDER
- SOAP DISPENSER
- PAPER TOWEL DISPENSER
- WASTE RECEPTACLE

WALL TYPES

- PROVIDE MOISTURE-RESISTANT GYPSUM WALL BOARD ON STUD PARTITIONS IN JANITOR'S CLOSET 104.
- ALL TOILET ROOM WET WALL STUD PARTITIONS TO RECEIVE CEMENT BACKER BOARD ("DUROCK" OR EQ.) TO 4'-0" A.F.F. AND MOISTURE RESISTANT GYPSUM WALL BOARD TO CEILING OR STRUCTURE ABOVE. WALLS TO BE COMPLETELY COVERD IN FIBERGLASS REINFORCED PANELS.
- ALL CONCRETE MASONRY UNIT WALLS TO RECEIVE EPOXY PAINT.

W1	3 5/8" METAL STUDS @16" O.C. WITH (1) LAYER 5/8" GYPSUM WALL BOARD EACH SIDE AND (1) LAYER FIBERGLASS SOUND ATTENUATION BLANKETS EACH STUD CAVITY.	4 7/8"
W2	3 5/8" METAL STUDS @16" O.C. WITH (1) LAYER 5/8" GYPSUM WALL BOARD ONE SIDE AND (1) LAYER FIBERGLASS SOUND ATTENUATION BLANKETS EACH STUD CAVITY.	4 1/4"

GENERAL NOTES

A. DO NOT SCALE DRAWINGS. ALL DIMENSIONS ARE TAKEN FROM FACE OF SHEATHING, TYPICAL. ANY DIMENSIONS DEEMED QUESTIONABLE ARE TO BE VERIFIED BY THE ARCHITECT/DESIGNER.
B. COORDINATE WORK OF THIS TRADE WITH OTHER TRADES.
C. DOOR AND FRAME NUMBERS CORRESPOND TO ROOM NUMBERS. WHERE THERE IS MORE THAN ONE DOOR PER ROOM, A SUFFIX HAS BEEN ADDED - LETTERS "I" AND "O" HAVE BEEN OMITTED FOR CLARITY. SEE A-600 SERIES SHEETS FOR DOOR AND FRAME INFORMATION.
D. APPLY SEALANT AT ALL JUNCTURES BETWEEN DIFFERENT MATERIALS, AT PLUMBING FIXTURES AT JUNCTURE WITH WALLS, AT ALL COUNTERTOPS/BACKSPLASH AT JUNCTURE WITH WALL AND WHERE INDICATED THROUGHOUT THESE DRAWINGS.
E. PROVIDE MISCELLANEOUS METAL SUPPORT FOR ALL CEILING SUSPENDED ITEMS AS REQUIRED.
F. ALL DOORS MUST BE INSTALLED WITH AT LEAST THE MINIMUM MANEUVERING CLEARANCES AT THE DOOR APPROACH PER THE MOST CURRENT VERSION OF THE AMERICANS WITH DISABILITIES ACT.
G. PROVIDE IN-WALL BLOCKING AS REQUIRED FOR ALL SURFACE MOUNTED ITEMS.

PLAN NOTES

1. JANITOR'S SINK. PROVIDE FIBERGLASS REINFORCED PLASTIC PANEL FROM TOP OF SINK TO BOTTOM OF FAUCET ON BOTH WALLS ADJACENT TO THE SINK. PROVIDE 30" LONG FLEXIBLE HOSE AND HOSE CLAMP. SEE PLUMBING DRAWINGS FOR ADDITIONAL INFORMATION.
2. CARD READER LOCATION. REFERENCE SHEET A-601 FOR DOOR HARDWARE INFORMATION.
3. 6" DIA. CONCRETE FILLED HEAVY GAUGE STEEL PIPE BOLLARD, 42" TALL. SEE DETAIL A5/A-501.
4. PREFINISHED AND PREFABRICATED GUARD RAIL SYSTEM, YELLOW FINISH. PROVIDE "HERWIN SAFETY WAREHOUSE BARRIER GUARDRAIL BY GUARDSMITH" OR OWNER APPROVED ALTERNATE.
5. 4" TALL CAST-IN-PLACE CONCRETE PAD. G.C. TO COORDINATE AGAINST FINAL SWITCHGEAR SELECTION.
6. DOWNSPOUT LOCATION. REFERENCE A-102 FOR ADDITIONAL INFORMATION. SEE A1/A-501 FOR GUARD PROTECTION DETAILS.
7. CHARGING STATIONS BY OWNER. SHOWN FOR REFERENCE ONLY.
8. BELOW-GRADE SEWAGE LIFT STATION. REFERENCE PLUMBING DRAWINGS FOR ADDITIONAL INFORMATION.
9. ELECTRICAL/CONTROL PANEL LOCATION. REFERENCE MEP DRAWINGS FOR ADDITIONAL INFORMATION.
10. TRANSFORMER LOCATION. REFERENCE ELECTRICAL AND CIVIL DRAWINGS FOR ADDITIONAL INFORMATION.
11. GENERATOR LOCATION. REFERENCE ELECTRICAL DRAWINGS FOR ADDITIONAL INFORMATION.
12. PROPOSED INTERMEDIATE DISTRIBUTION FRAME (IDF) CABINET LOCATION. GENERAL CONTRACTOR TO DETERMINE FINAL LOCATION WITH OWNER. SEE ELECTRICAL DRAWINGS FOR ADDITIONAL INFORMATION.
13. DOCK STAIR LOCATION. SEE DETAILS A4&D4/A-501.
14. FIRE RISER LOCATION. REFERENCE BASIS OF DESIGN FIRE SPRINKLER DRAWINGS FOR ADDITIONAL INFORMATION. SEE A3/A-501 FOR GUARD PROTECTION DETAILS.
15. 6'x8', 30,000# AIRBAG DOCK LEVELER UNIT. **BASIS OF DESIGN:** KELLEY "eFX".

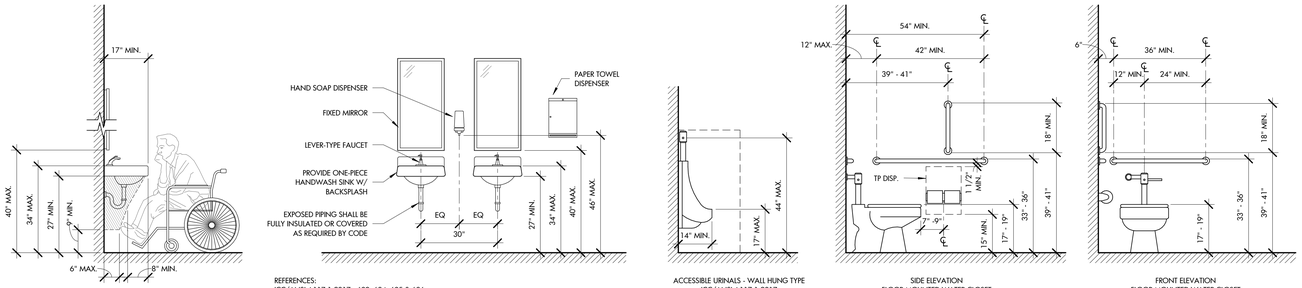

SIDE ELEVATION
WALL MOUNTED LAVATORIES AND SINKS
NOTE: EQUIPMENT PERMITTED IN SHADED AREA UNDER LAVATORY

REFERENCES:
ICC/ANSI A117.1-2017 - 603, 604, 605 & 606
ADAAG-2010 - 603, 604, 605 & 606

ACCESSIBLE URINALS - WALL HUNG TYPE
ICC/ANSI A117.1-2017
RE: SECTION 605.2

SIDE ELEVATION
FLOOR MOUNTED WATER CLOSET

FRONT ELEVATION
FLOOR MOUNTED WATER CLOSET

LAVATORIES AND WATER CLOSETS

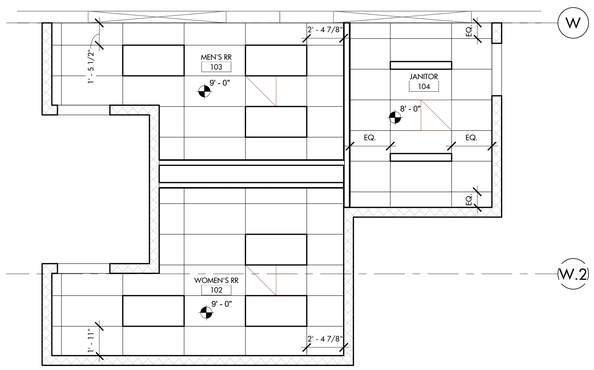

C1 / A-401 ENLARGED RESTROOM REFLECTED CEILING PLAN
1/4" = 1'-0"

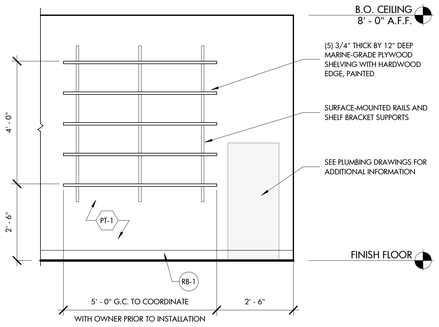

B1 / A-401 JANITOR 104
1/2" = 1'-0"

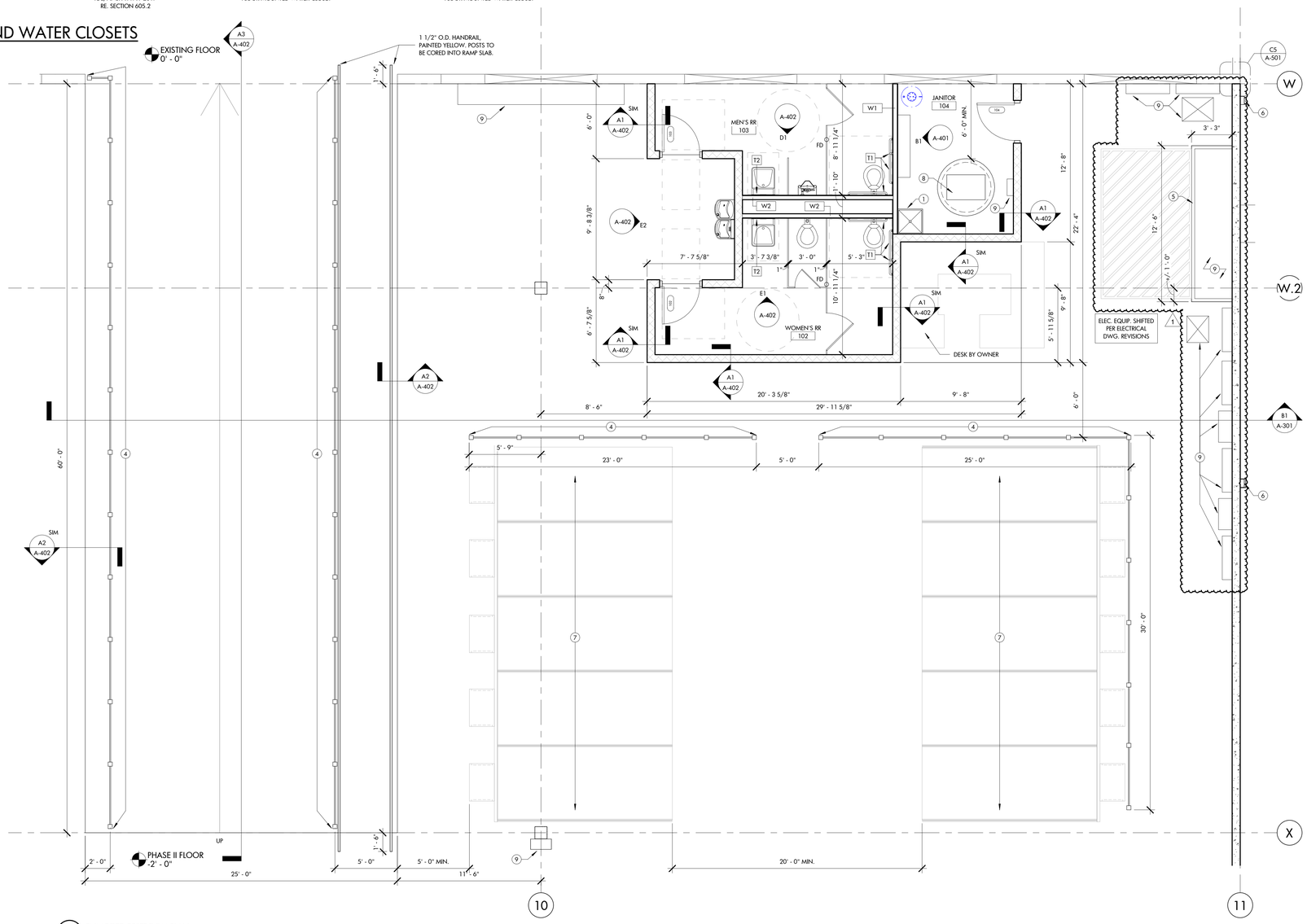

A2 / A-401 ENLARGED RESTROOM PLAN
1/4" = 1'-0"

HAGERSMITH
ARCHITECTURE | INTERIOR DESIGN
LANDSCAPE ARCHITECTURE
300 S. DAWSON STREET
RALEIGH, NC 27601 | 919.821.5547
www.hagersmith.com

© COPYRIGHT 2023

SEALS

PROJECT
288-000-000

ROOMS TO GO - PHASE II EXPANSION

901 Rooms to Go Way
Dunn, NC 28334

CONSULTANTS

FLUHRER REED
1101 Haynes Street Suite 207
Raleigh, NC 27604
tel 919 821 7146 www.fluhrerreed.com

BNK
BASS | NIXON | KENNEDY
CONSULTING ENGINEERS
ENGINEERING FIRM NUMBER: C-0110
6310 CHAPEL HILL ROAD, SUITE 250
RALEIGH, N.C. 27607
P.919.851.4422 BNKINC.COM

CLIENT

ROOMS TO GO

901 Rooms to Go Way
Dunn, NC 28334
(910) 292-3505

DRAWING TITLE
ENLARGED PLANS AND ELEVATIONS

REVISIONS

NUMBER	DESCRIPTION	DATE
1	BID DOCUMENTS	02/02/24

DRAWN BY KRT
CHECKED BY BDG
DATE ISSUED 12/18/23 OF

A-401

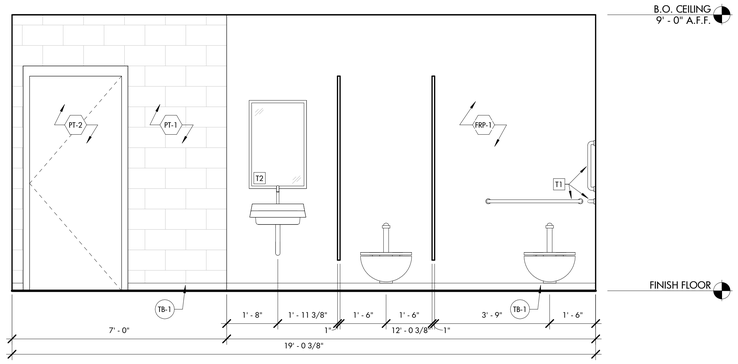

E1 A-402 WOMEN'S RR 102 INTERIOR ELEVATION
1/2" = 1'-0"

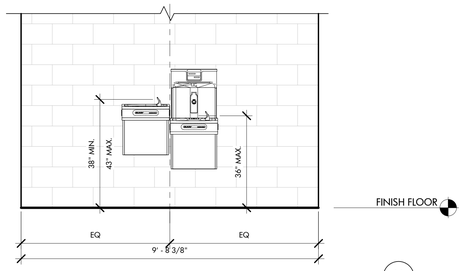

E2 A-402 DRINKING FOUNTAIN
1/2" = 1'-0"

RESTROOM ACCESSORY LEGEND

NOTE: MOUNTING HEIGHTS NOTED ARE TO BE USED ONLY WHEN MANUFACTURERS STANDARD MOUNTING HEIGHTS ARE NOT PROVIDED. ALL ACCESSORIES IN HANDICAP STALLS TO COMPLY WITH MANUFACTURER'S RECOMMENDED "BARRIER-FREE" MOUNTING HEIGHTS. SEE G-103.

NO.	DESCRIPTION	MFR / PART #
T1	GRAB BARS - 18", 36" & 42"	BOBRICK: B-6806 x18, x36, x42
T2	24"x48" MIRROR GLASS	BOBRICK: B-290 2448

THE FOLLOWING ACCESSORIES SHALL BE FURNISHED BY THE OWNER. THE GENERAL CONTRACTOR SHALL COORDINATE WHO IS RESPONSIBLE FOR INSTALLATION WITH THE OWNER.

- TOILET PAPER HOLDER
- SOAP DISPENSER
- PAPER TOWEL DISPENSER
- WASTE RECEPTACLE

FINISH SCHEDULE

SEE SHEET AF-101 FOR FINISH SCHEDULE

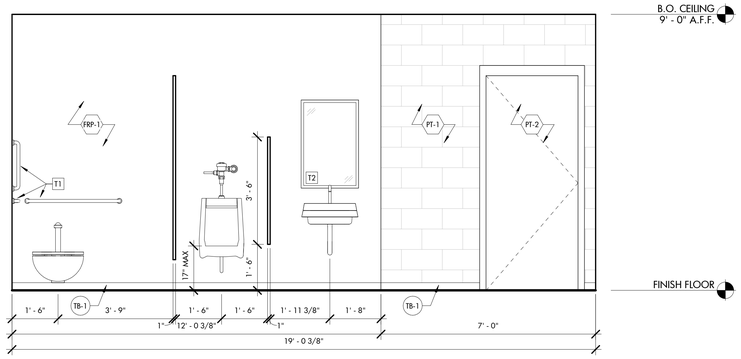

D1 A-402 MEN'S RR 103 INTERIOR ELEVATION
1/2" = 1'-0"

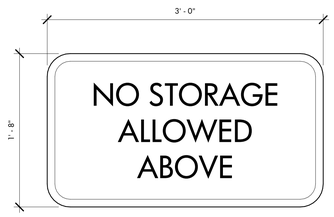

NOTE: SHEET METAL COLORS TO BE WHITE WITH RED LETTERING.

D2 A-402 "NO STORAGE ALLOWED" SIGNAGE
1 1/2" = 1'-0"

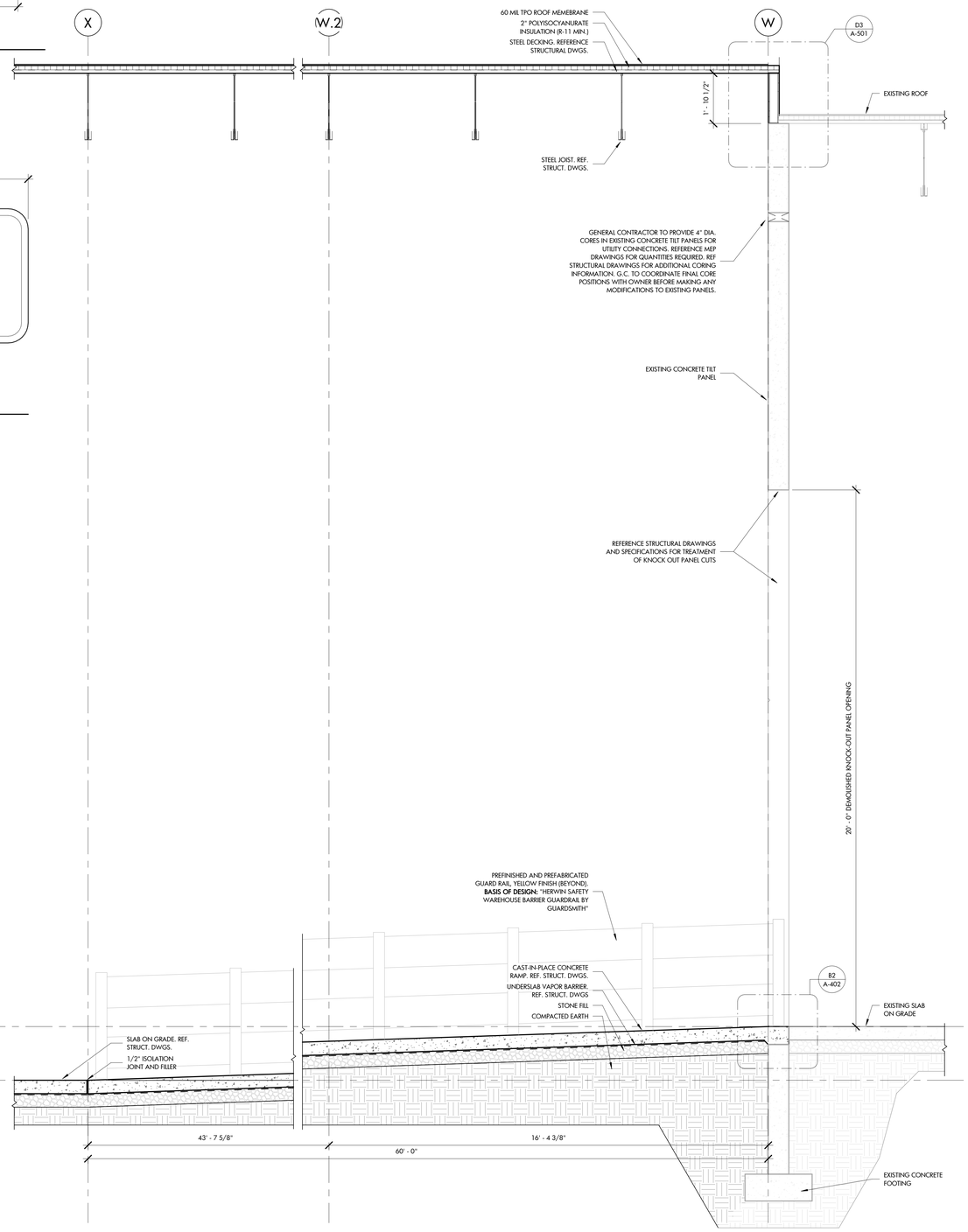

A3 A-402 RAMP SECTION
1/2" = 1'-0"

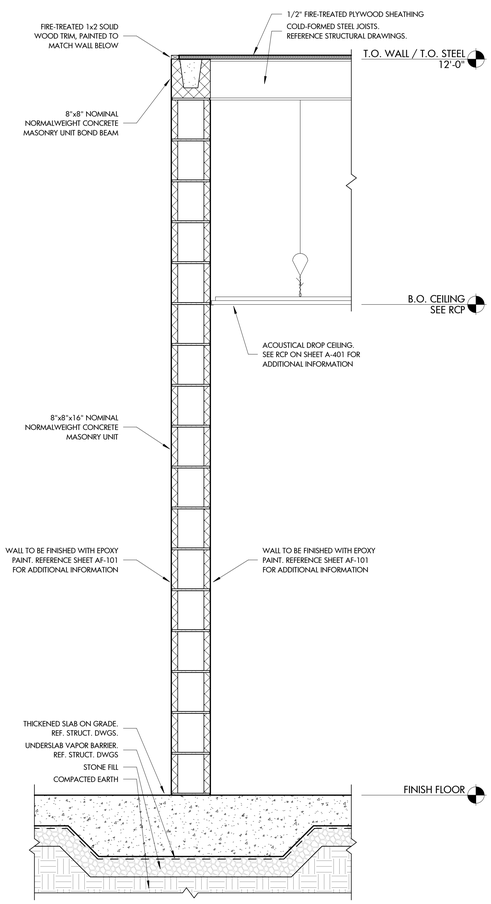

A1 A-402 INTERIOR WALL SECTION
1" = 1'-0"

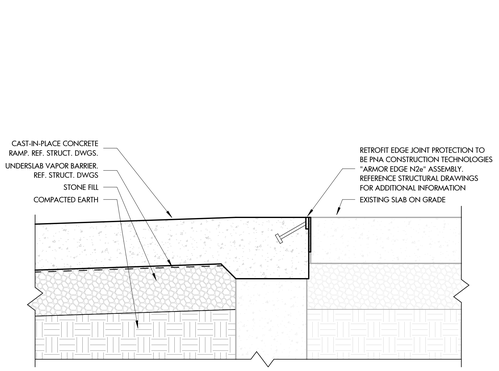

B2 A-402 RAMP SECTION
1 1/2" = 1'-0"

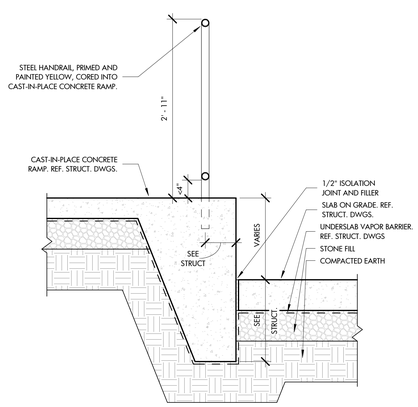

A2 A-402 RAMP SECTION
1" = 1'-0"

HAGERSMITH

ARCHITECTURE | INTERIOR DESIGN
LANDSCAPE ARCHITECTURE

300 S. DAWSON STREET
RALEIGH, NC 27601 | 919.821.5547
www.hagersmith.com

© COPYRIGHT 2023

SEALS

BRIAN DAVID CROW
NORTH CAROLINA
PROFESSIONAL ENGINEER
SEAL
11539
12/18/23
NORTH CAROLINA
PROFESSIONAL
ENGINEERING
FIRM
BASS, NIXON & KENNEDY
CERT. NO.
175
NORTH CAROLINA
PROFESSIONAL
ENGINEERING
FIRM
BASS, NIXON & KENNEDY

PROJECT 288-000-000

ROOMS TO GO - PHASE II EXPANSION

901 Rooms to Go Way
Dunn, NC 28334

CONSULTANTS

FLUHRER REED
ARCHITECTS ENGINEERS PLANNERS
RALEIGH, NC
1101 Haynes Street Suite 207
Raleigh, NC 27604
tel 919 821 7146 www.fluhrerreed.com

BNK
BASS | NIXON | KENNEDY
CONSULTING ENGINEERS
ENGINEERING FIRM NUMBER: C-0110
6310 CHAPEL HILL ROAD, SUITE 250
RALEIGH, N.C. 27607
P.919.851.4422 BNKINC.COM

CLIENT

ROOMS TO GO

901 Rooms to Go Way
Dunn, NC 28334
(910) 292-3505

DRAWING TITLE

INTERIOR ELEVATIONS AND SECTIONS

REVISIONS

NUMBER	DESCRIPTION	DATE

DRAWN BY KRT
CHECKED BY BDG
DATE ISSUED 12/18/23 ___ OF ___

A-402

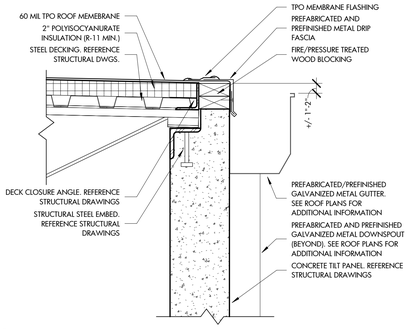

D2 / A-501 TOP OF WALL DETAIL
1 1/2" = 1'-0"

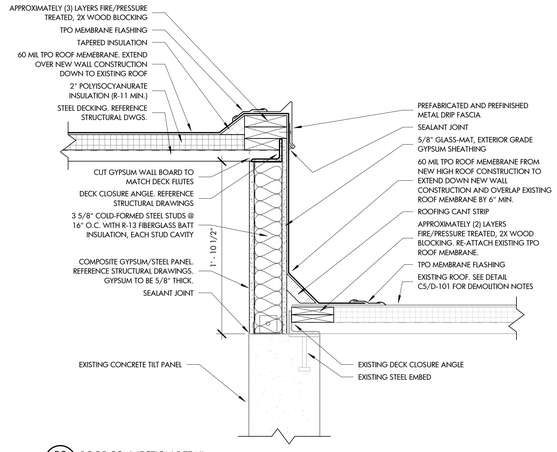

D3 / A-501 ROOF CONNECTION DETAIL
1 1/2" = 1'-0"

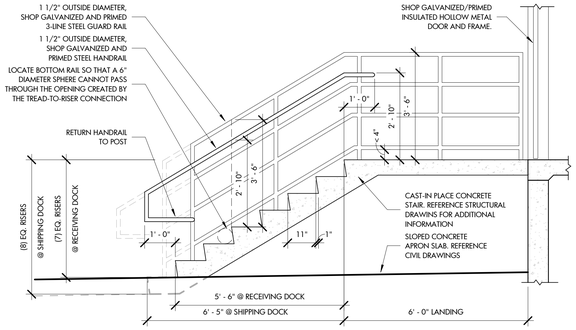

D4 / A-501 DOCK STAIR SECTION
1/2" = 1'-0"

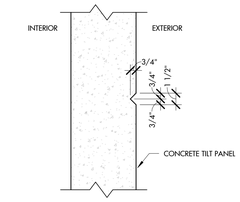

E5 / A-501 PANEL REVEAL DETAIL
1 1/2" = 1'-0"

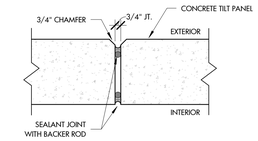

D5 / A-501 PANEL JOINT DETAIL
1 1/2" = 1'-0"

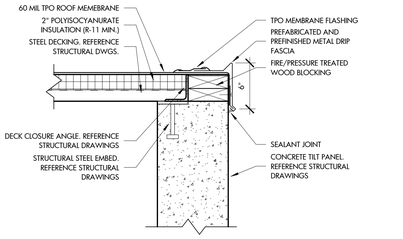

C2 / A-501 TOP OF WALL DETAIL
1 1/2" = 1'-0"

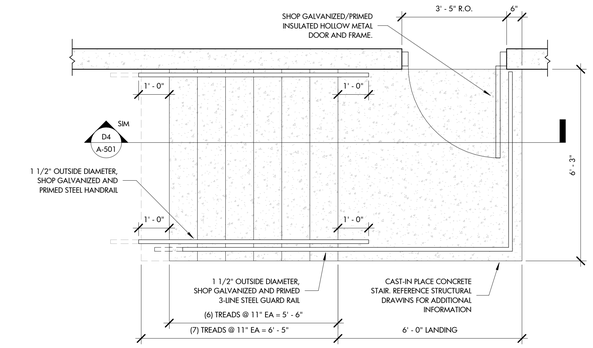

END WALL STAIR
NOTE: REFERERENCE CIVIL DRAWINGS / FIELD VERIFY GRADES TO DETERMINE WHERE EXTRA RISERS ARE REQ'D. RISERS NOT TO EXCEED 7" IN HEIGHT.

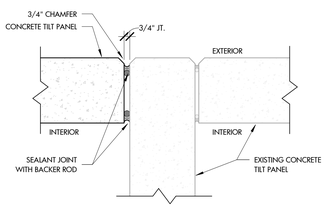

C5 / A-501 PANEL CORNER DETAIL
1 1/2" = 1'-0"

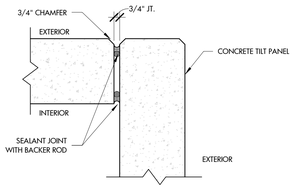

B5 / A-501 PANEL CORNER DETAIL
1 1/2" = 1'-0"

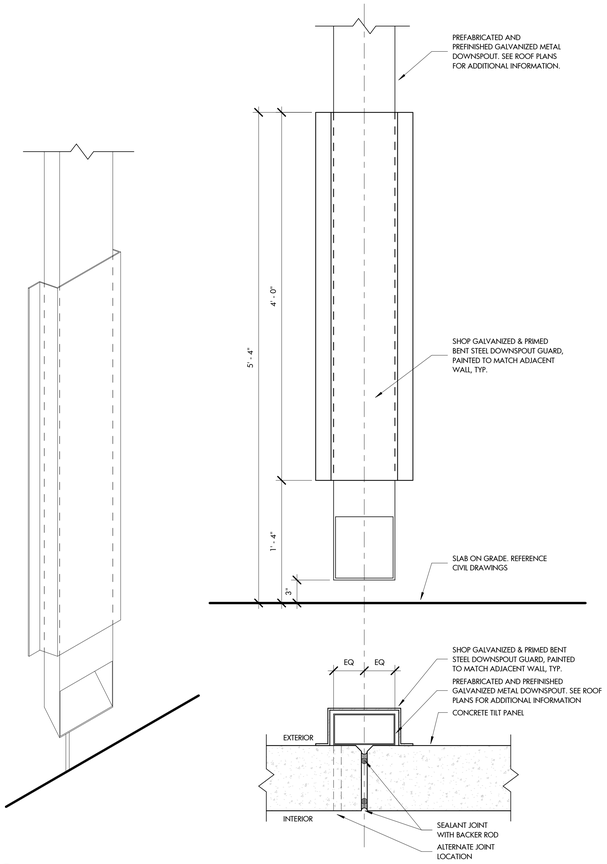

A1 / A-501 DOWNSPOUT GUARD PROTECTION
1 1/2" = 1'-0"

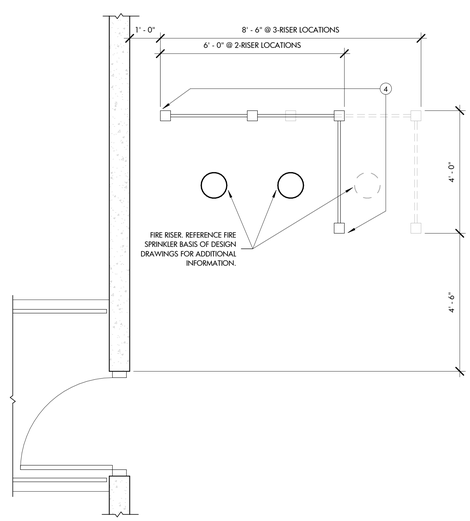

A3 / A-501 FIRE RISER GUARD PROTECTION
1/2" = 1'-0"

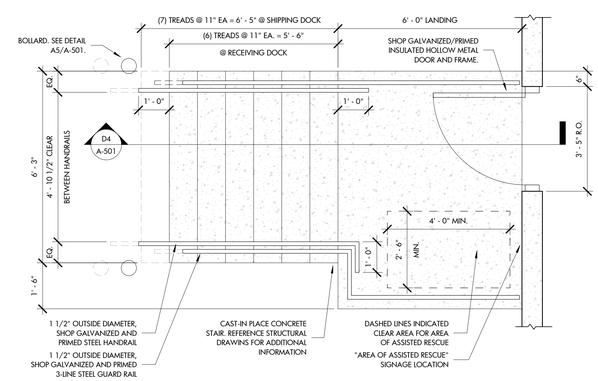

EGRESS STAIR LAYOUT

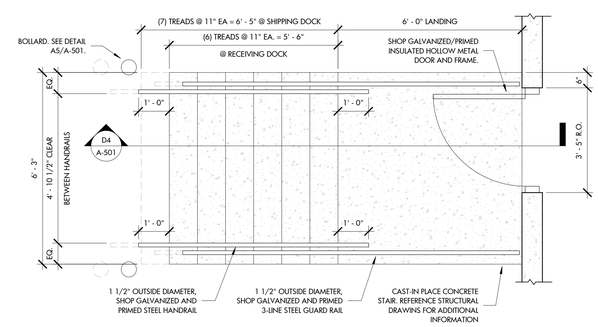

STANDARD STAIR

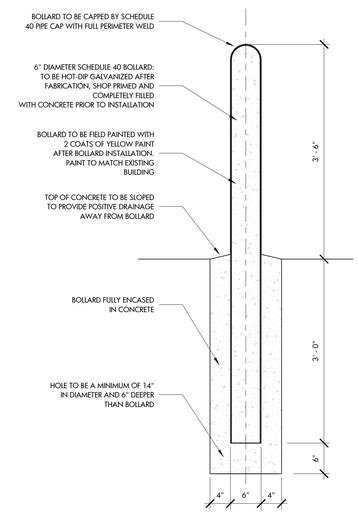

A4 / A-501 DOCK STAIR PLANS
1/2" = 1'-0"

A5 / A-501 BOLLARD SECTION
1" = 1'-0"

HAGERSMITH
ARCHITECTURE | INTERIOR DESIGN
LANDSCAPE ARCHITECTURE
300 S. DAWSON STREET
RALEIGH, NC 27601 | 919.821.5547
www.hagersmith.com

© COPYRIGHT 2023

SEALS

BRYAN DAVID CRAIG, SEAL 11,638, 12/18/23, NORTH CAROLINA PROFESSIONAL SEAL, ARCHITECT

HAGERSMITH DESIGN PROFESSIONAL ARCHITECTURE FIRM, CERT. NO. 175, NORTH CAROLINA PROFESSIONAL SEAL, CORPORATION

PROJECT 288-000-000

ROOMS TO GO - PHASE II EXPANSION

901 Rooms to Go Way
Dunn, NC 28334

CONSULTANTS

FLUHRER REED
1101 Haynes Street Suite 207
Raleigh, NC 27604
tel 919 821 7146 www.fluhrerreed.com

BNK
BASS | NIXON | KENNEDY
CONSULTING ENGINEERS
ENGINEERING FIRM NUMBER: C-0110
6310 CHAPEL HILL ROAD, SUITE 250
RALEIGH, N.C. 27607
P.919.851.4422 BNKINC.COM

CLIENT

ROOMS TO GO

901 Rooms to Go Way
Dunn, NC 28334
(910) 292-3505

DRAWING TITLE

DETAILS

REVISIONS

NUMBER	DESCRIPTION	DATE

DRAWN BY KRT
CHECKED BY BDG
DATE ISSUED 12/18/23 ___ OF ___

A-501

DOOR HARDWARE SCHEDULE

SET #1 (TYP. EXTERIOR DOOR

QTY.	TYPE	FINISH	MFR.
3 EA.	4.5 x 4.5 HINGE WITH NON-REMOVABLE PIN	652	IVES "3PB1"
1 EA.	PANIC BAR	626	VON DUPRIN "98-EO"
1 EA.	SURFACE-MOUNTED OVERHEAD CLOSER	689	LCN "1461 CUSH"
1 EA.	KICK PLATE, 10"T x 2" LDW	630	IVES "8400 B4E"
1 EA.	RAIN DRIP	AL	ZERO "142A"
1 SET	WEATHER SEAL	BLK	ZERO "188S"
1 EA.	THRESHOLD	AL	ZERO "65A MSLA-10"

SET #2 (TYP. EXTERIOR DOOR, ACCESS CONTROLLED)

QTY.	TYPE	FINISH	MFR.
2 EA.	4.5 x 4.5 HINGE WITH NON-REMOVABLE PIN	630	IVES "3CB1"
1 EA.	4.5 x 4.5 ELECTRIC HINGE WITH NON-REMOVABLE PIN	630	IVES "3CB1"
1 EA.	ELECTRIFIED PANIC BAR	626	VON DUPRIN "98-L-E996-06-FS"
1 EA.	SURFACE-MOUNTED OVERHEAD CLOSER	689	LCN "1461 CUSH"
1 EA.	KICK PLATE, 10"T x 2" LDW	630	IVES "8400 B4E"
1 EA.	RAIN DRIP	AL	ZERO "142A"
1 SET	WEATHER SEAL	BLK	ZERO "188S"
1 EA.	THRESHOLD	AL	ZERO "65A MSLA-10"

- CARD READERS TO BE SUPPLIED BY SECURITY VENDOR
- WIRING DIAGRAMS TO BE PROVIDED BY HARDWARE VENDOR

SET #3 (RESTROOM DOORS

QTY.	TYPE	FINISH	MFR.
3 EA.	4.5 x 4.5 HINGE	652	IVES "3CB1"
1 EA.	PUSH PLATE 6"W x 16"T	630	IVES "8200"
1 EA.	PULL PLATE 6"W x 16"T	630	IVES "8203"
1 EA.	SURFACE-MOUNTED OVERHEAD CLOSER	689	LCN "1461"
1 EA.	KICK PLATE, 10"T x 2" LDW	630	IVES "8400 B4E"
1 EA.	WALL STOP	630	IVES "WS406CCV"
3 EA.	SILENCERS	GREY	IVES "SR64"

SET #4 (JANITOR'S CLOSET)

QTY.	TYPE	FINISH	MFR.
3 EA.	4.5 x 4.5 HINGE	652	IVES "3PB1"
1 EA.	STOREROOM LOCKSET	626	SCHLAGE "AL80PD SAT"
1 EA.	KICK PLATE, 10"T x 2" LDW	630	IVES "8400 B4E"
1 EA.	WALL STOP	630	IVES "WS406CCV"
3 EA.	SILENCERS	GREY	IVES "SR64"

ABBREVIATION LEGEND

AL - ALUMINUM

HM - HOLLOW METAL

GALV - GALVANIZED

PT - PAINTED

BLK - BLACK

DOOR HARDWARE/SCHEDULE NOTES

A. EXTERIOR HM DOORS TO RECIEVE LATCH GUARDS.

B. ALL EXTERIOR HM DOORS/FRAMES TO BE SHOP GALVANIZED AND PRIMED ON ALL SURFACES PRIOR TO INSTALLATION. ALL HOLLOW METAL DOORS AND FRAMES TO BE PAINTED.

C. MEDECO CORES WILL BE PROVIDED BY THE OWNER. GENERAL CONTRACTOR TO PROVIDE TEMPORARY CORES DURING CONSTRUCTION. MORTISED CYLINDER LOCKS ARE NOT ACCEPTABLE. GENERAL CONTRACTOR TO COORDINATE ADDITIONAL KEYING REQUIREMENTS DIRECTLY WITH THE OWNER.

D. ALL DOORS DESIGNATED AS EGRESS DOORS IN THE LIFE SAFETY PLAN (SEE SHEET G-101) ARE TO RECIEVE PANIC HARDWARE.

E. PROVIDE A MINIMUM OF (3) SILENCERS ON ALL DOORS.

F. ALL OVERHEAD DOCK DOORS TO RECEIVE THE FOLLOWING ACCESSORIES/EQUIPMENT:
- INTERIOR SAFETY GATE
- RECESSED DOCK LEVELER WITH DOCK BUMPERS

G. SHIPPING SIDE DOCK DOORS 1001-1017 TO RECEIVE DOCK LIGHTS.

1 REVISED NOTES

DOOR AND FRAME SCHEDULE

MARK	DOOR WIDTH	DOOR HEIGHT	DOOR THICKNESS	DOOR TYPE	DOOR MATERIAL	DOOR FINISH	FRAME TYPE	FRAME MATERIAL	FRAME FINISH	DETAILS HEAD	DETAILS JAMB	HARDWARE	FIRE RATING	REMARKS
101A	3' - 0"	7' - 0"	1 3/4"	A	HM, GALV	PT	F1	HM, GALV	PT	H1	J1	#2	-	EMPLOYEE ACCESS DOOR
101B	3' - 0"	7' - 0"	1 3/4"	A	HM, GALV	PT	F1	HM, GALV	PT	H1	J1	#1	-	
101C	3' - 0"	7' - 0"	1 3/4"	A	HM, GALV	PT	F1	HM, GALV	PT	H1	J1	#1	-	
101D	3' - 0"	7' - 0"	1 3/4"	A	HM, GALV	PT	F1	HM, GALV	PT	H1	J1	#1	-	
101E	3' - 0"	7' - 0"	1 3/4"	A	HM, GALV	PT	F1	HM, GALV	PT	H1	J1	#1	-	
101F	3' - 0"	7' - 0"	1 3/4"	A	HM, GALV	PT	F1	HM, GALV	PT	H1	J1	#2	-	EMPLOYEE ACCESS DOOR
101G	3' - 0"	7' - 0"	1 3/4"	A	HM, GALV	PT	F1	HM, GALV	PT	H1	J1	#1	-	
101H	3' - 0"	7' - 0"	1 3/4"	A	HM, GALV	PT	F1	HM, GALV	PT	H1	J1	#1	-	
101J	3' - 0"	7' - 0"	1 3/4"	A	HM, GALV	PT	F1	HM, GALV	PT	H1	J1	#1	-	
101K	3' - 0"	7' - 0"	1 3/4"	A	HM, GALV	PT	F1	HM, GALV	PT	H1	J1	#1	-	
101L	3' - 0"	7' - 0"	1 3/4"	A	HM, GALV	PT	F1	HM, GALV	PT	H1	J1	#1	-	
101M	3' - 0"	7' - 0"	1 3/4"	A	HM, GALV	PT	F1	HM, GALV	PT	H1	J1	#1	-	
101N	3' - 0"	7' - 0"	1 3/4"	A	HM, GALV	PT	F1	HM, GALV	PT	H1	J1	#2	-	EMPLOYEE ACCESS DOOR
101P	3' - 0"	7' - 0"	1 3/4"	A	HM, GALV	PT	F1	HM, GALV	PT	H1	J1	#1	-	
101Q	3' - 0"	7' - 0"	1 3/4"	A	HM, GALV	PT	F1	HM, GALV	PT	H1	J1	#1	-	
101R	3' - 0"	7' - 0"	1 3/4"	A	HM, GALV	PT	F1	HM, GALV	PT	H1	J1	#1	-	
101S	3' - 0"	7' - 0"	1 3/4"	A	HM, GALV	PT	F1	HM, GALV	PT	H1	J1	#1	-	
101T	3' - 0"	7' - 0"	1 3/4"	A	HM, GALV	PT	F1	HM, GALV	PT	H1	J1	#2	-	EMPLOYEE ACCESS DOOR
102	3' - 0"	7' - 0"	1 3/4"	B	HM	PT	F2	HM	PT	H2	J2	#3	-	
103	3' - 0"	7' - 0"	1 3/4"	B	HM	PT	F2	HM	PT	H2	J2	#3	-	
104	3' - 0"	7' - 0"	1 3/4"	B	HM	PT	F2	HM	PT	H2	J2	#4	-	
1001	9' - 4"	10' - 2"	-	C	INS. MTL.	PREFINISHED	-	-	-	H3	J3	*	-	*SEE DOOR/HARDWARE SCHEDULE NOTES "F" & "G"
1002	9' - 4"	10' - 2"	-	C	INS. MTL.	PREFINISHED	-	-	-	H3	J3	*	-	*SEE DOOR/HARDWARE SCHEDULE NOTES "F" & "G"
1003	9' - 4"	10' - 2"	-	C	INS. MTL.	PREFINISHED	-	-	-	H3	J3	*	-	*SEE DOOR/HARDWARE SCHEDULE NOTES "F" & "G"
1004	9' - 4"	10' - 2"	-	C	INS. MTL.	PREFINISHED	-	-	-	H3	J3	*	-	*SEE DOOR/HARDWARE SCHEDULE NOTES "F" & "G"
1005	9' - 4"	10' - 2"	-	C	INS. MTL.	PREFINISHED	-	-	-	H3	J3	*	-	*SEE DOOR/HARDWARE SCHEDULE NOTES "F" & "G"
1006	9' - 4"	10' - 2"	-	C	INS. MTL.	PREFINISHED	-	-	-	H3	J3	*	-	*SEE DOOR/HARDWARE SCHEDULE NOTES "F" & "G"
1007	9' - 4"	10' - 2"	-	C	INS. MTL.	PREFINISHED	-	-	-	H3	J3	*	-	*SEE DOOR/HARDWARE SCHEDULE NOTES "F" & "G"
1008	9' - 4"	10' - 2"	-	C	INS. MTL.	PREFINISHED	-	-	-	H3	J3	*	-	*SEE DOOR/HARDWARE SCHEDULE NOTES "F" & "G"
1009	9' - 4"	10' - 2"	-	C	INS. MTL.	PREFINISHED	-	-	-	H3	J3	*	-	*SEE DOOR/HARDWARE SCHEDULE NOTES "F" & "G"
1010	9' - 4"	10' - 2"	-	C	INS. MTL.	PREFINISHED	-	-	-	H3	J3	*	-	*SEE DOOR/HARDWARE SCHEDULE NOTES "F" & "G"
1011	9' - 4"	10' - 2"	-	C	INS. MTL.	PREFINISHED	-	-	-	H3	J3	*	-	*SEE DOOR/HARDWARE SCHEDULE NOTES "F" & "G"
1012	9' - 4"	10' - 2"	-	C	INS. MTL.	PREFINISHED	-	-	-	H3	J3	*	-	*SEE DOOR/HARDWARE SCHEDULE NOTES "F" & "G"
1013	9' - 4"	10' - 2"	-	C	INS. MTL.	PREFINISHED	-	-	-	H3	J3	*	-	*SEE DOOR/HARDWARE SCHEDULE NOTES "F" & "G"
1014	9' - 4"	10' - 2"	-	C	INS. MTL.	PREFINISHED	-	-	-	H3	J3	*	-	*SEE DOOR/HARDWARE SCHEDULE NOTES "F" & "G"
1015	9' - 4"	10' - 2"	-	C	INS. MTL.	PREFINISHED	-	-	-	H3	J3	*	-	*SEE DOOR/HARDWARE SCHEDULE NOTES "F" & "G"
1016	9' - 4"	10' - 2"	-	C	INS. MTL.	PREFINISHED	-	-	-	H3	J3	*	-	*SEE DOOR/HARDWARE SCHEDULE NOTES "F" & "G"
1017	9' - 4"	10' - 2"	-	C	INS. MTL.	PREFINISHED	-	-	-	H3	J3	*	-	*SEE DOOR/HARDWARE SCHEDULE NOTES "F" & "G" 1
1018	9' - 4"	10' - 2"	-	C	INS. MTL.	PREFINISHED	-	-	-	H3	J3	*	-	*SEE DOOR/HARDWARE SCHEDULE NOTE "F"
1019	9' - 4"	10' - 2"	-	C	INS. MTL.	PREFINISHED	-	-	-	H3	J3	*	-	*SEE DOOR/HARDWARE SCHEDULE NOTE "F"
1020	9' - 4"	10' - 2"	-	C	INS. MTL.	PREFINISHED	-	-	-	H3	J3	*	-	*SEE DOOR/HARDWARE SCHEDULE NOTE "F"
1021	9' - 4"	10' - 2"	-	C	INS. MTL.	PREFINISHED	-	-	-	H3	J3	*	-	*SEE DOOR/HARDWARE SCHEDULE NOTE "F"
1022	9' - 4"	10' - 2"	-	C	INS. MTL.	PREFINISHED	-	-	-	H3	J3	*	-	*SEE DOOR/HARDWARE SCHEDULE NOTE "F"
1023	9' - 4"	10' - 2"	-	C	INS. MTL.	PREFINISHED	-	-	-	H3	J3	*	-	*SEE DOOR/HARDWARE SCHEDULE NOTE "F"
1024	9' - 4"	10' - 2"	-	C	INS. MTL.	PREFINISHED	-	-	-	H3	J3	*	-	*SEE DOOR/HARDWARE SCHEDULE NOTE "F"
1025	9' - 4"	10' - 2"	-	C	INS. MTL.	PREFINISHED	-	-	-	H3	J3	*	-	*SEE DOOR/HARDWARE SCHEDULE NOTE "F"
1026	9' - 4"	10' - 2"	-	C	INS. MTL.	PREFINISHED	-	-	-	H3	J3	*	-	*SEE DOOR/HARDWARE SCHEDULE NOTE "F"
1027	9' - 4"	10' - 2"	-	C	INS. MTL.	PREFINISHED	-	-	-	H3	J3	*	-	*SEE DOOR/HARDWARE SCHEDULE NOTE "F"
1028	9' - 4"	10' - 2"	-	C	INS. MTL.	PREFINISHED	-	-	-	H3	J3	*	-	*SEE DOOR/HARDWARE SCHEDULE NOTE "F"
1029	9' - 4"	10' - 2"	-	C	INS. MTL.	PREFINISHED	-	-	-	H3	J3	*	-	*SEE DOOR/HARDWARE SCHEDULE NOTE "F"
1030	9' - 4"	10' - 2"	-	C	INS. MTL.	PREFINISHED	-	-	-	H3	J3	*	-	*SEE DOOR/HARDWARE SCHEDULE NOTE "F"
1031	9' - 4"	10' - 2"	-	C	INS. MTL.	PREFINISHED	-	-	-	H3	J3	*	-	*SEE DOOR/HARDWARE SCHEDULE NOTE "F"
1032	9' - 4"	10' - 2"	-	C	INS. MTL.	PREFINISHED	-	-	-	H3	J3	*	-	*SEE DOOR/HARDWARE SCHEDULE NOTE "F"
1033	9' - 4"	10' - 2"	-	C	INS. MTL.	PREFINISHED	-	-	-	H3	J3	*	-	*SEE DOOR/HARDWARE SCHEDULE NOTE "F"
1034	9' - 4"	10' - 2"	-	C	INS. MTL.	PREFINISHED	-	-	-	H3	J3	*	-	*SEE DOOR/HARDWARE SCHEDULE NOTE "F"

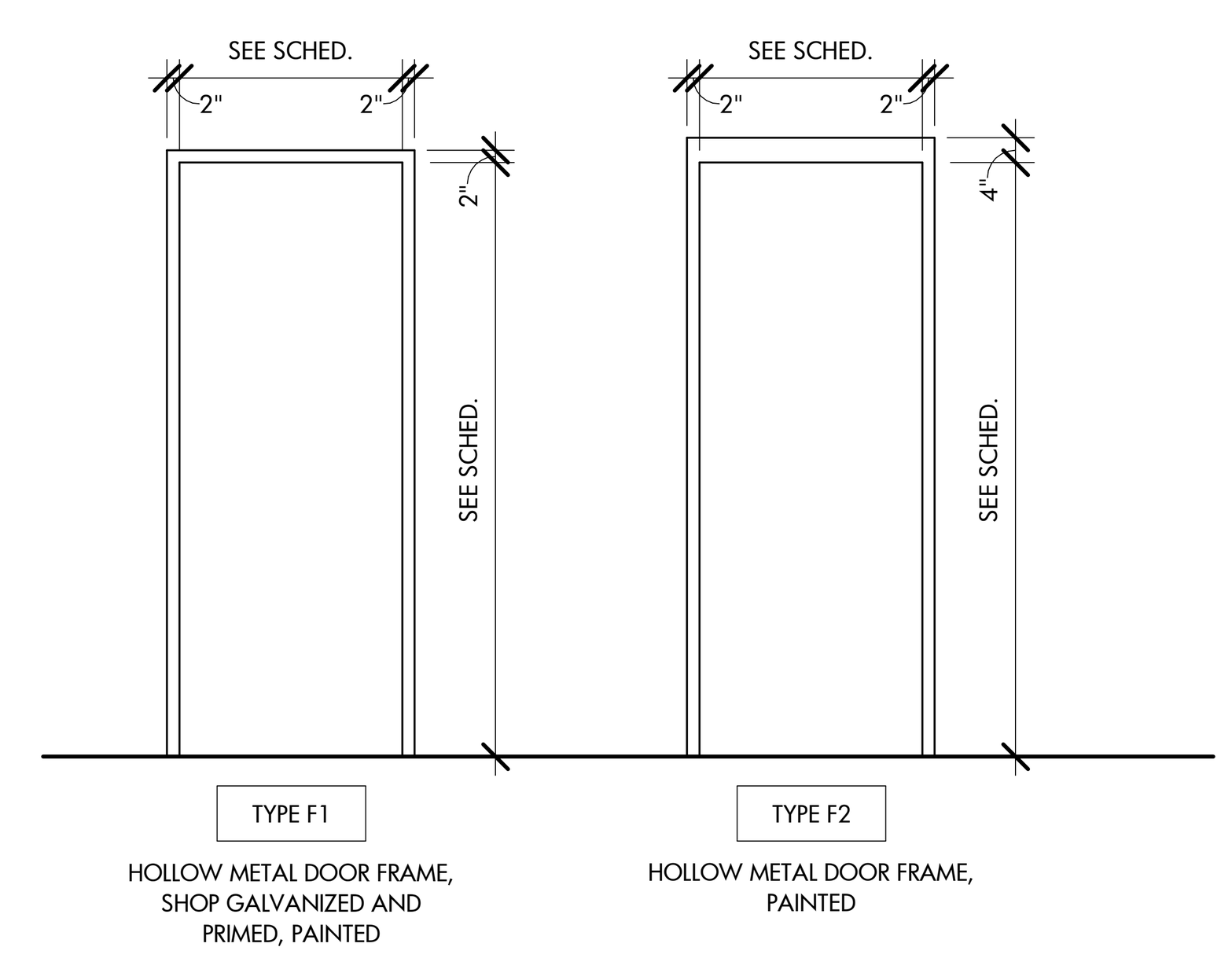

FRAME ELEVATIONS
3/8" = 1'-0"

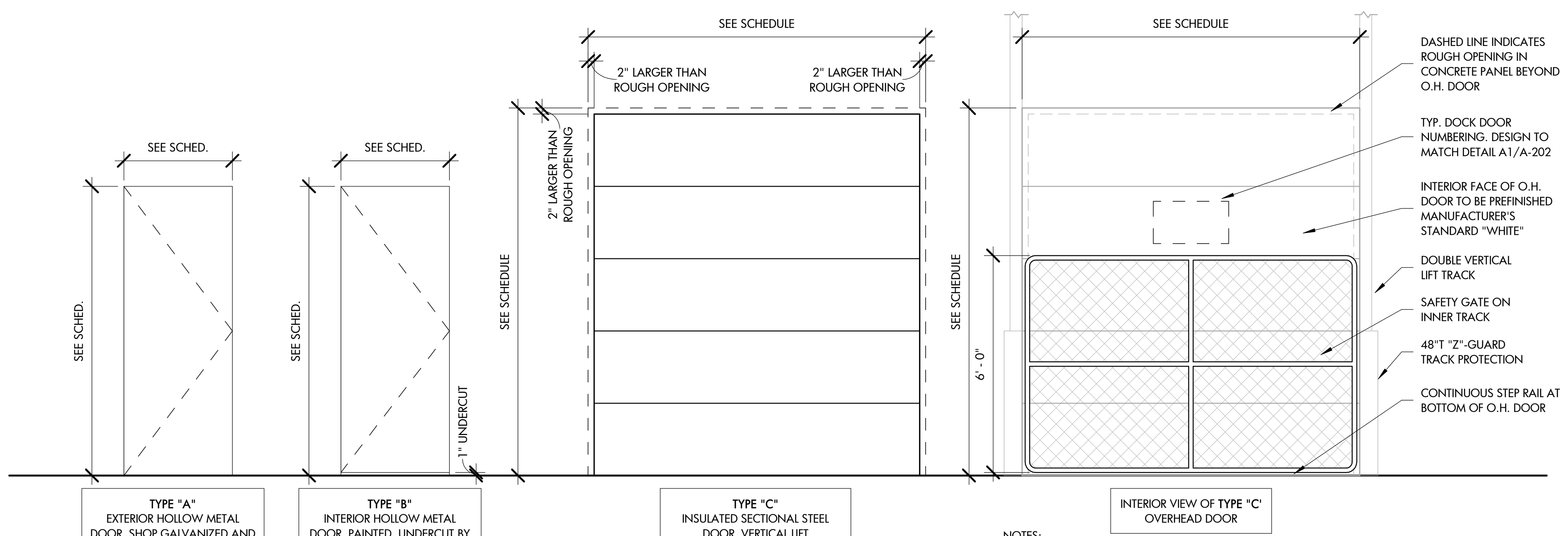

NOTES:
- PROVIDE 1/2" DIAMETER, NON-ROTTING YELLOW NYLON PULL ROPE (WHITE ACCEPTABLE)
- PROVIDE SLIDE BAR LOCKS MOUNTED AT 4'-0" A.F.F.
- PROVIDE 25,000 CYCLE TORSION SPRING COUNTERBALANCE LIFT SYSTEM

1 A-601 DOOR ELEVATIONS
3/8" = 1'-0"

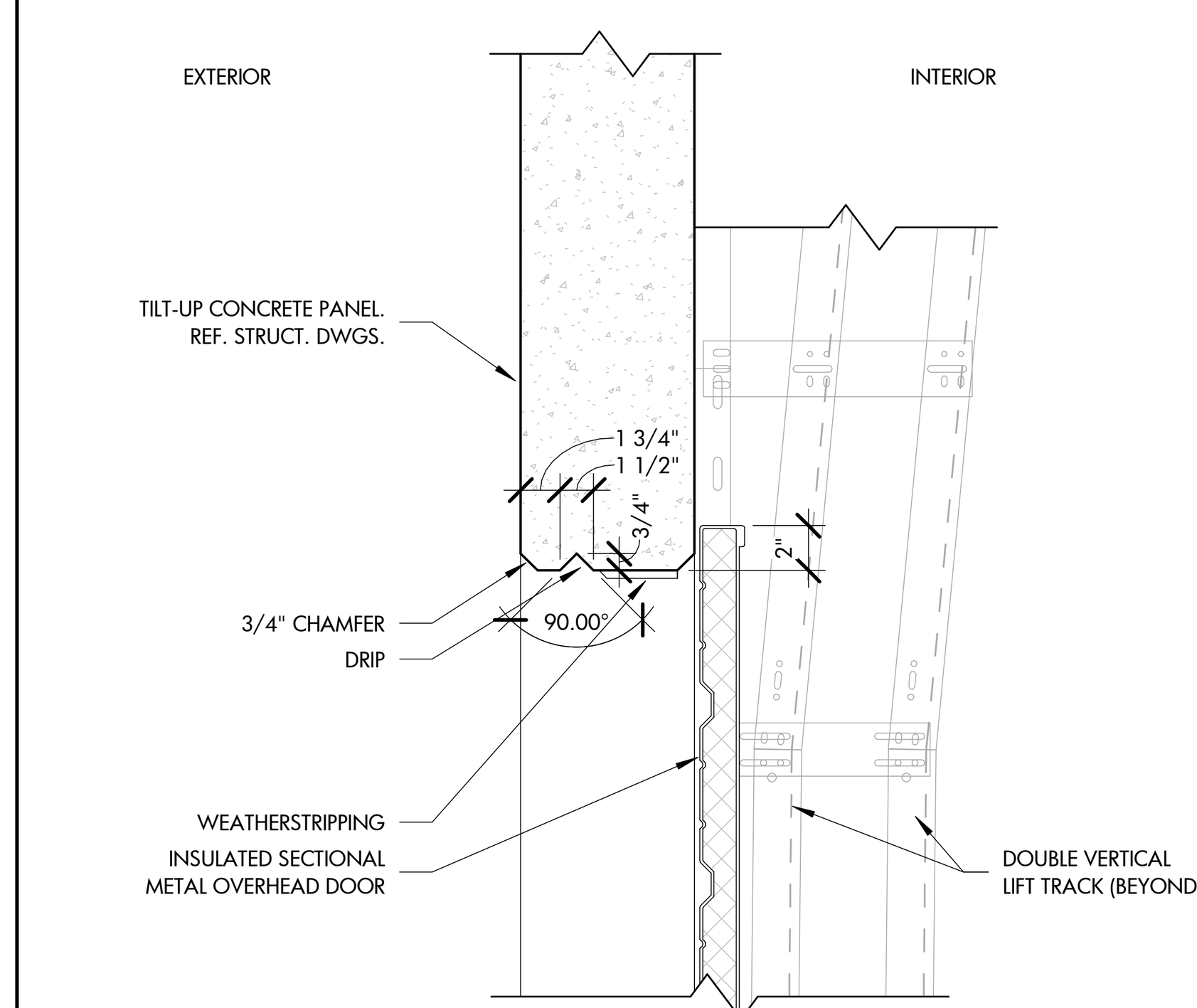

HEAD DETAIL - H3

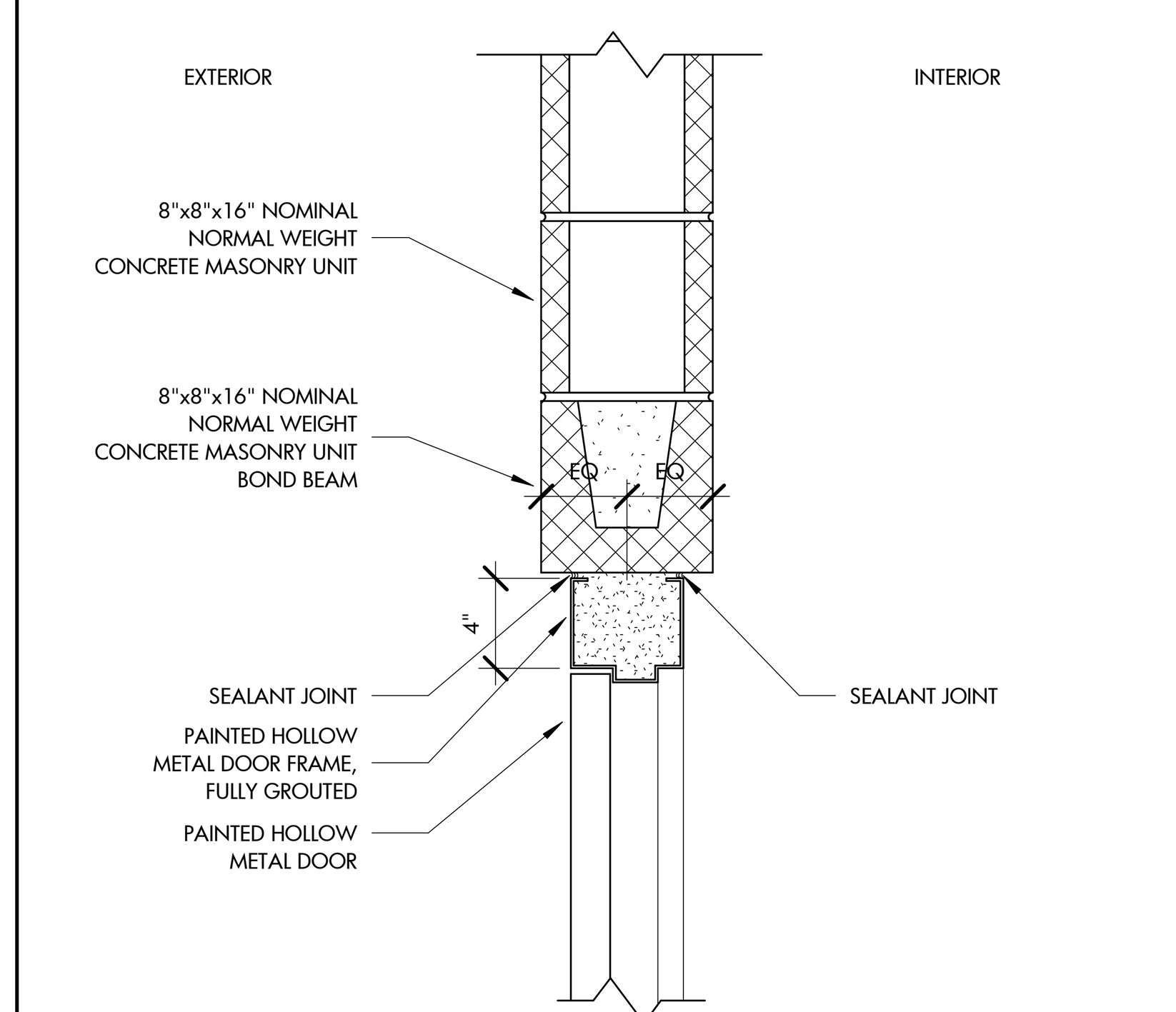

HEAD DETAIL - H2

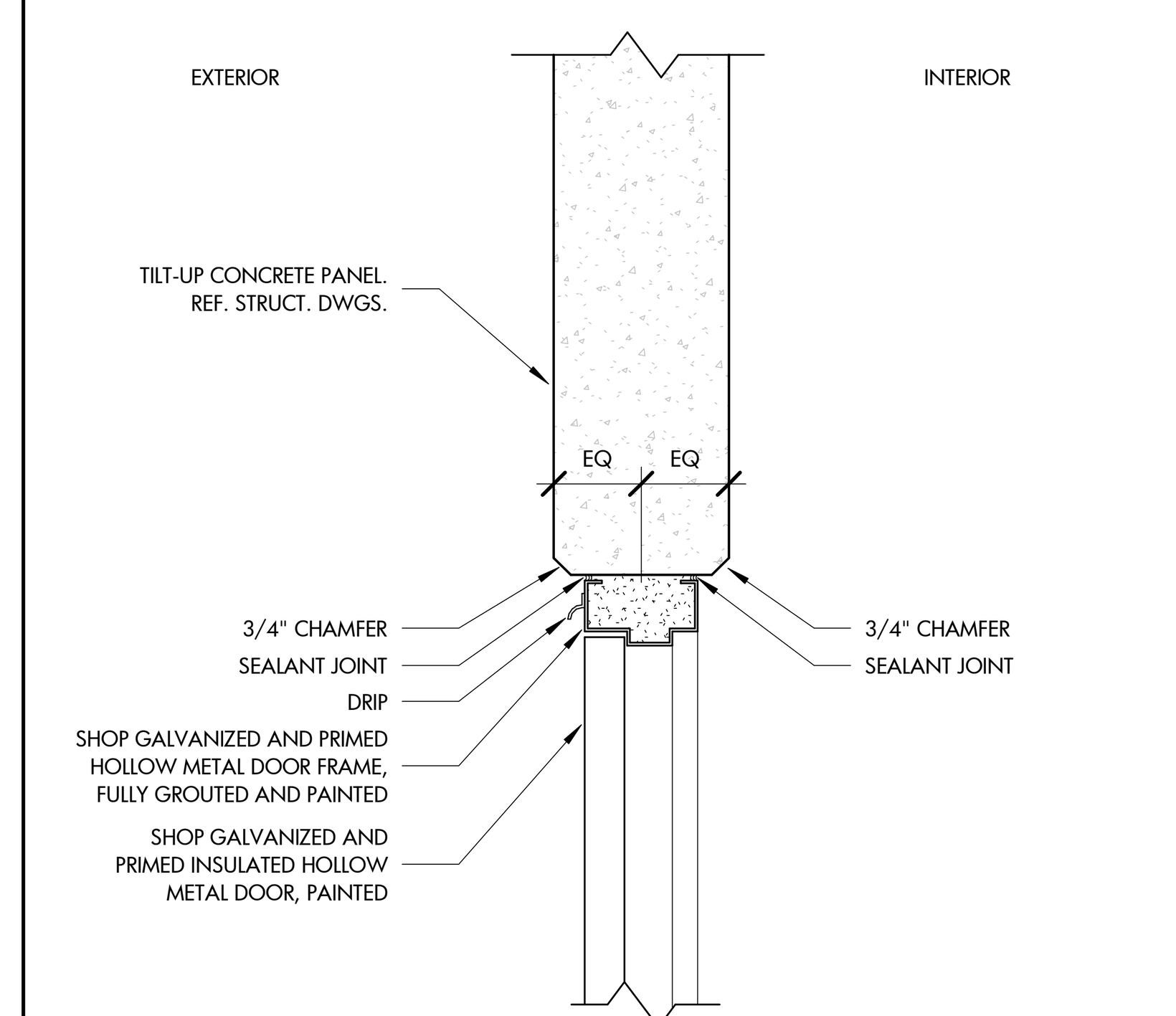

HEAD DETAIL - H1

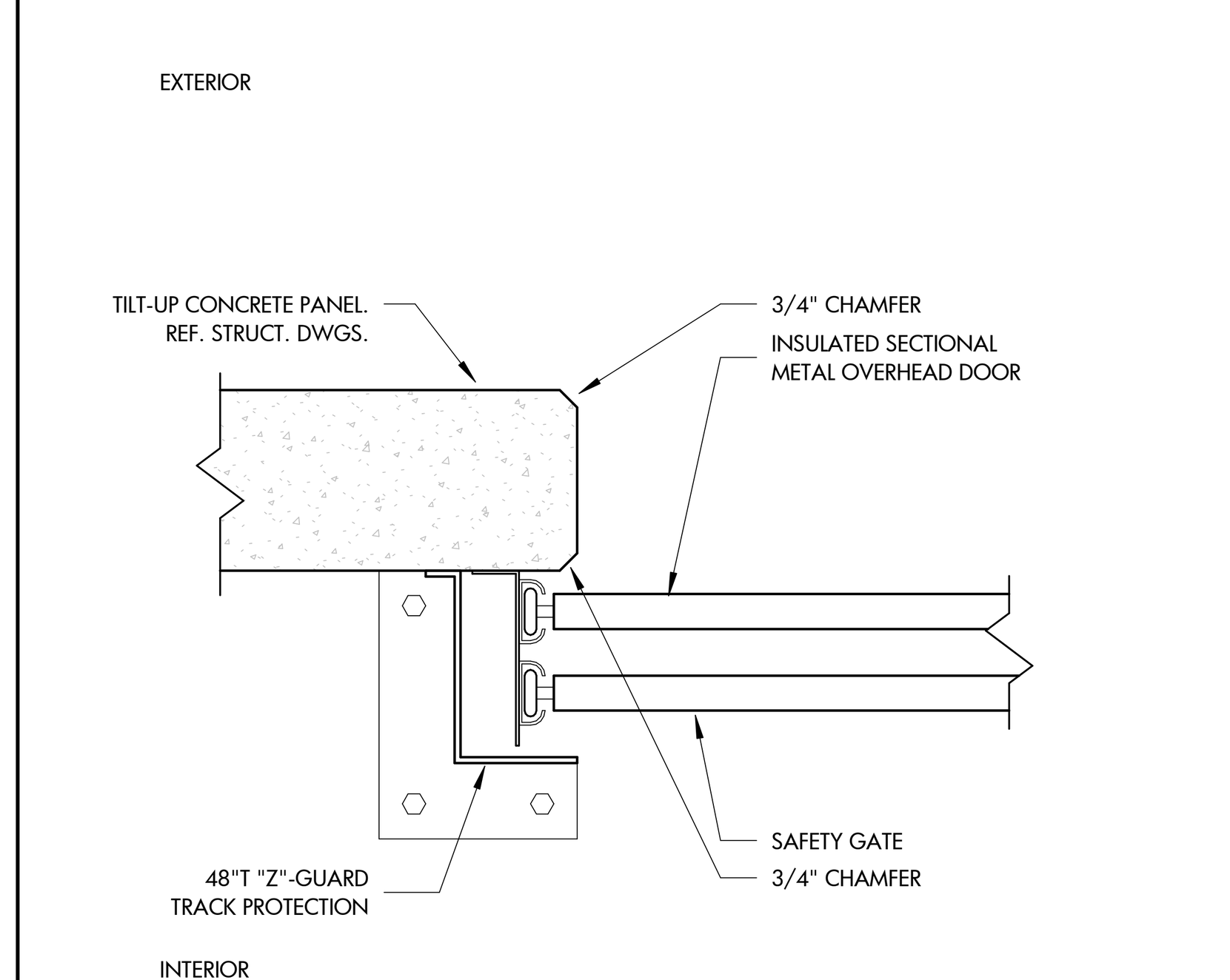

JAMB DETAIL - J3

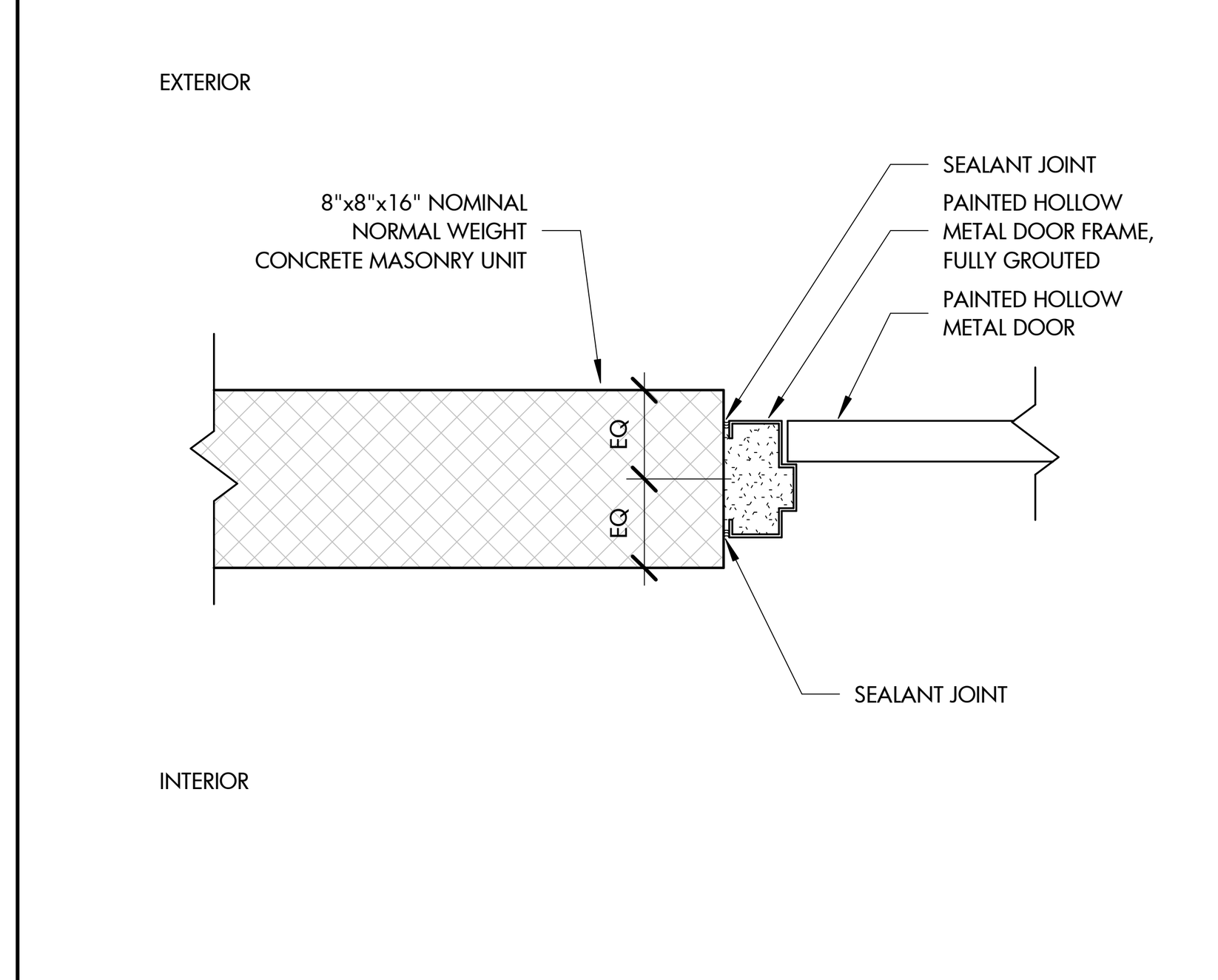

JAMB DETAIL - J2

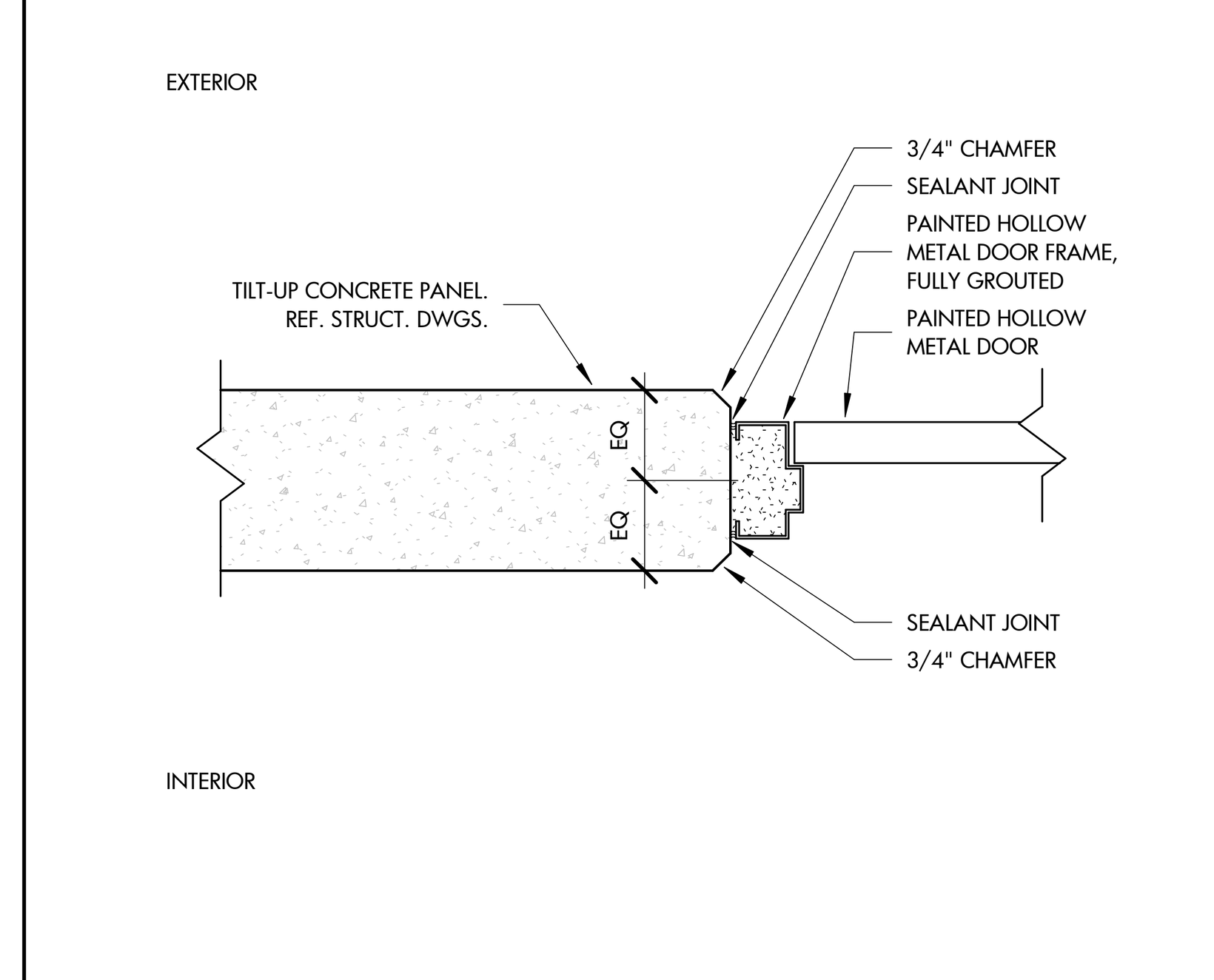

JAMB DETAIL - J1

HAGERSMITH
ARCHITECTURE | INTERIOR DESIGN
LANDSCAPE ARCHITECTURE
300 S. DAWSON STREET
RALEIGH, NC 27601 | 919.821.5547
www.hagersmith.com
© COPYRIGHT 2023

SEALS

BRYAN DAVID GIBSON REGISTERED ARCHITECT 11338 12/18/23 NORTH CAROLINA RALEIGH, N.C.

HAGERSMITH DESIGN, P.A. REGISTERED ARCHITECTURAL CORPORATION CERT. NO. 175 NORTH CAROLINA RALEIGH, N.C.

PROJECT 288-000-000

ROOMS TO GO - PHASE II EXPANSION
901 Rooms to Go Way
Dunn, NC 28334

CONSULTANTS

FLUHRER REED STRUCTURAL ENGINEERS RALEIGH, NC
1101 Haynes Street Suite 207
Raleigh, NC 27604
tel 919 821 7146 www.fluhrerreed.com

BNK
BASS | NIXON | KENNEDY
CONSULTING ENGINEERS
ENGINEERING FIRM NUMBER: C-0110
6310 CHAPEL HILL ROAD, SUITE 250
RALEIGH, N.C. 27607
P.919.851.4422 BNKINC.COM

CLIENT

ROOMS TO GO
901 Rooms to Go Way
Dunn, NC 28334
(910) 292-3505

DRAWING TITLE
DOOR & WINDOW SCHEDULES

REVISIONS

NUMBER	DESCRIPTION	DATE
1	BID DOCUMENTS	02/02/24

DRAWN BY KRT
CHECKED BY BDG
DATE ISSUED 12/18/23 ___ OF ___

A-601

FINISH LEGEND	XX-X WALL FINISH	XX-X FLOOR FINISH	XX-X BASE FINISH	XX-X MISC. FINISH

NO.	MATERIAL	SPECIFICATION	NOTES
FLOORING		- - - - - TRANSITION	INSTALL DIRECTION
SC-1	SEALED CONCRETE	N/A	TROWELED FINISH FOR STANDARD ABBRASION
CT-1	CERAMIC TILE CERAMIC TILE (OPTION 2) CERAMIC TILE (OPTION 3)	MANUFACTURER: AMERICAN OLEAN STYLE: SHADOW BAY COLOR: SEA GRASS SIZE: 12"x12" MANUFACTURER: DALTILE STYLE: CONTINENTAL SLATE COLOR: CS52 SIZE: 12"x12" APPROVED EQUAL BY OWNER	- STACK BOND - GROUT COLOR TO MATCH MAPEI-BLACK (10) AND IS TO BE SEALED
BASE			
TB-1	TILE BASE TILE BASE (OPTION 2) TILE BASE (OPTION 3)	MANUFACTURER: AMERICAN OLEAN STYLE: SHADOW BAY COLOR: SEA GRASS (543C9) SIZE: 3"x12" MANUFACTURER: DALTILE STYLE: CONTINENTAL SLATE COLOR: CS52 SIZE: 3"x12" APPROVED EQUAL BY OWNER	
RB-1	RESILIENT BASE	MANUFACTURER: JOHNSONITE STYLE: DC-80 COLOR: FAWN SIZE: 4" COVE	
PAINT			
PT-1	GENERAL PAINT	MATCH GUIDDEN 40YY75/084 "SEED PEARL"	COLOR USED ON ALL INTERIOR WALLS, UNLESS NOTED OTHERWISE (U.N.O.)
PT-2	DOORS AND FRAMES	MATCH GUIDDEN 30YY80/104 "BUFFY"	COLOR USED ON ALL INTERIOR DOORS AND FRAMES AND INTERIOR SIDE OF EXTERIOR PERSONNEL DOORS
PT-3	MISC. METALS	TRAFFIC YELLOW 20088	COLOR FOR MISCELLANEOUS METALS TO BE PAINTED "YELLOW"
- EPOXY PAINT TO BE USED ON ALL INTERIOR CMU WALLS AND TO HAVE A GLOSS FINISH. PROVIDE (1) COAT SHERWIN WILLIAMS "TILE-CLAD II" EPOXY PRIMER AND (2) COATS OF "TILE-CLAD II" EPOXY FINISH.			
SPECIALTY			
FRP-1	FIBERGLASS REINFORCED PANELING	N/A	

GENERAL FINISH NOTES

A. ALL WAREHOUSE BUILDING COLUMNS TO BE SHOP PRIMED MANUFACTUERE'S STANDARD GREY. REFER TO FINISH FLOOR PLAN FOR COLUMNS TO BE PAINTED YELLOW TO 25' A.F.F.
- REFER TO LIFE SAFETY PLAN (SHEET G-101) FOR COLUMNS TO RECEIVE RFLECTIVE TAPE IDENTIFYING FIRE EXTINGUISHER LOCATIONS.

B. ALL WAREHOUSE ROOF FRAMING MEMBERS TO BE SHOP PRIMED MANUFACTURERE'S STANDARD GREY.

C. UNDERSIDE OF WAREHOUSE ROOF DECK TO BE SHOP PRIMED MANUFACTURER'S STANDARD WHITE.

D. ALL FIRE SPRINKLER PIPING BELOW 25' A.F.F. ARE TO BE PAINTED OSHA SAFETY RED.

E. ALL WELD EMBEDS ARE TO BE FIELD PAINTED GREY TO MATCH STEEL FABRICATOR'S SHOP PRIMER (i.e. JOISTS AND GIRDER SEATS, PANEL TO PANEL CONNECTIONS, ETC.)

F. EXTERIOR FACES OF DOCK PIT LEVELERS, DOCK CHANNELS AND BUMPER ANGLES TO BE FIELD PAINTED PT-5. REFERENCE EXTERIOR ELEVATION SHEETS FOR ADDITIONAL INFORMATION.

G. AT TILE TO CONCRETE FLOOR TRANSITIONS, USE AN ANNODIZED ALUMINUM TRANSITION STRIP.
- BASIS OF DESIGN TO BE GENOTEK, CODE 660 OR OWNER APPROVED EQUAL

H. INTERIOR FINISH MATERIALS SHALL HAVE FLAME SPREAD RATINGS IN COMPLIANCE WITH THE 2018 NORTH CAROLINA BUILDING CODE.

I. NO BASE MATERIAL REQUIRED AT WAREHOUSE FACING SIDE OF WALLS, TYP.

J. REFERENCE REFLECTED CEILING PLANS FOR CEILING HEIGHTS.

K. ALL EXPOSED INTERIOR AND EXTERIOR GAS LINES SHALL BE PAINTED.

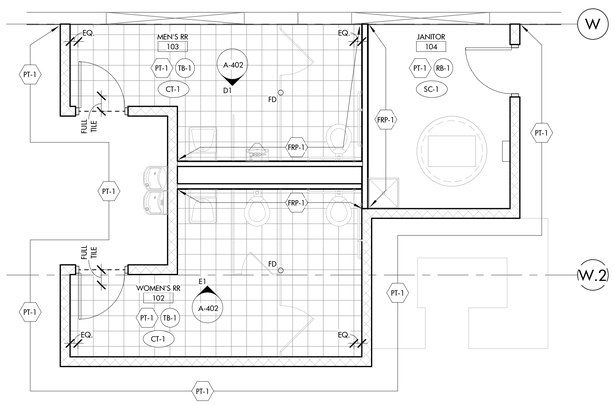

A1 AF-101 ENLARGED RESTROOM FINISH PLAN
1/4" = 1'-0"

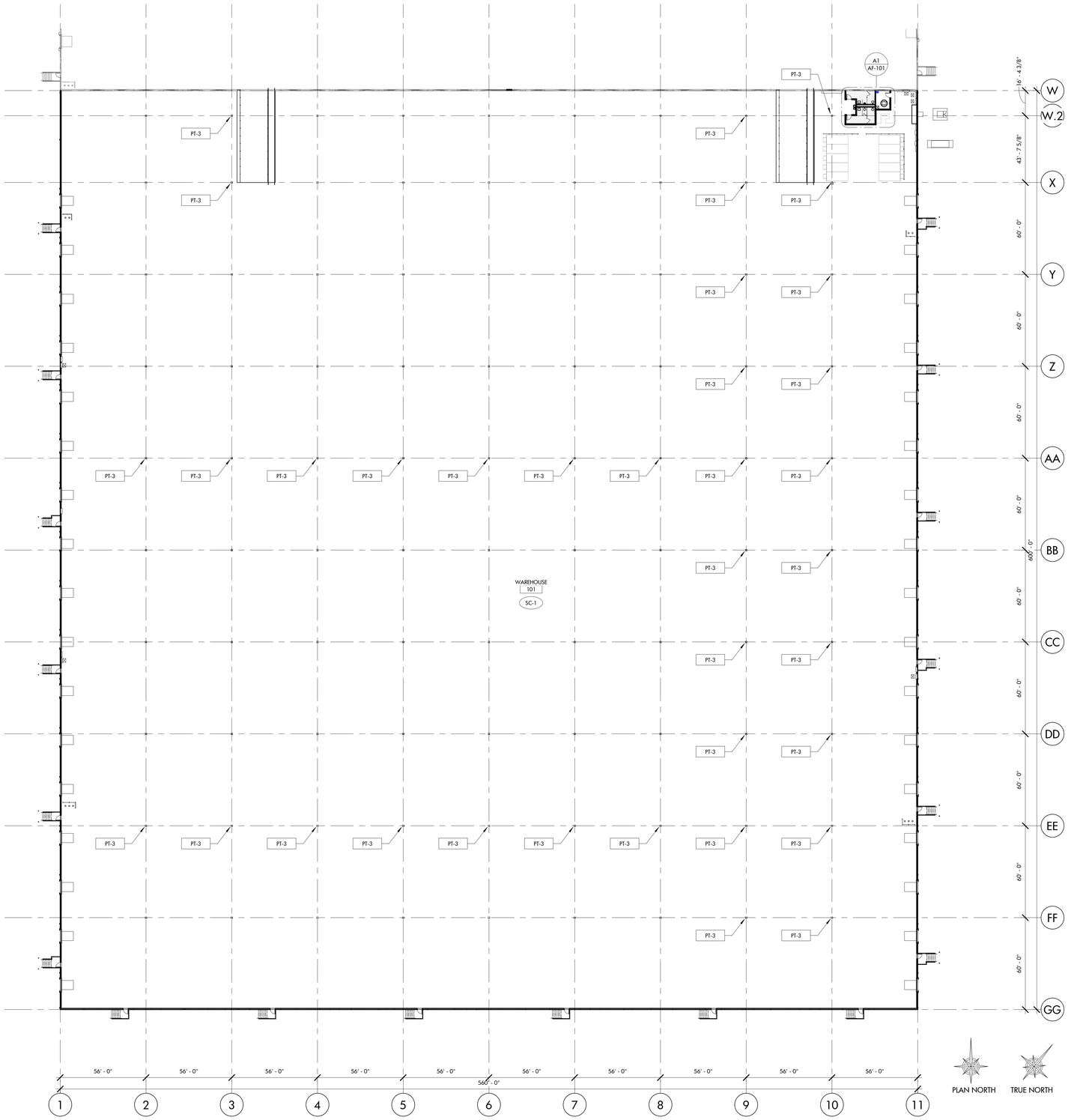

A3 AF-101 PHASE II EXPANSION FINISH FLOOR PLAN
1" = 30'-0"

HAGERSMITH
ARCHITECTURE | INTERIOR DESIGN
LANDSCAPE ARCHITECTURE

300 S. DAWSON STREET
RALEIGH, NC 27601 | 919.821.5547
www.hagersmith.com

© COPYRIGHT 2023

SEALS

PROJECT 288-000-000

ROOMS TO GO - PHASE II EXPANSION

901 Rooms to Go Way
Dunn, NC 28334

CONSULTANTS

FLUHRER REED
1101 Haynes Street Suite 207
Raleigh, NC 27604
tel 919 821 7146 www.fluhrerreed.com

BNK
BASS | NIXON | KENNEDY
CONSULTING ENGINEERS
ENGINEERING FIRM NUMBER: C-0110
6310 CHAPEL HILL ROAD, SUITE 250
RALEIGH, N.C. 27607
P.919.851.4422 BNKINC.COM

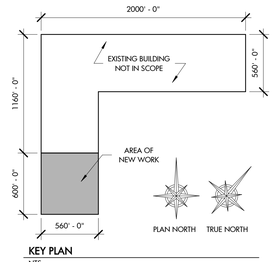

KEY PLAN
NTS

CLIENT

ROOMS TO GO

901 Rooms to Go Way
Dunn, NC 28334
(910) 292-3505

DRAWING TITLE
PHASE II EXPANSION FINISH FLOOR PLAN

REVISIONS

NUMBER	DESCRIPTION	DATE

DRAWN BY KRT
CHECKED BY BDG
DATE ISSUED 12/18/23 ___ OF ___

AF-101